

FIRE AND EVACUATION PLAN

For



Moorooka Industrial Village
25 Michlin Street
Moorooka, Qld 4105

Date Created – August 2011

Prepared by: -



JAMES C HATCH & ASSOCIATES
FIRE EVACUATION PROCEDURES

Telephone: 0411188466 Email: MAIL@JAMESCHATCH.COM.AU
(ABN 20 761 434 059 – FSA Licence 008188)

Document Control Sheet

Contact for Enquiries and Proposed Changes

If you have any questions regarding this document, or a suggestion for improving this document please contact:

Name	Property Manager
Business	De Martini Fletcher Property
Address	L10, 46 Edward Street Brisbane, QLD 4000
Phone	(07) 3211 2033/ 0410 258 547
Email	property@demartini.com.au
Property Owner	John Francesco De Martini & Lientage Investments Pty Ltd
Address	c/- De Martini Fletcher L10, 46 Edward Street Brisbane, QLD 4000
Phone	0484 003 475
Fire Safety Advisor	James C Hatch
Phone	(07) 3219 4340
Mobile	0411 188 466
Email	Jim@jameschatch.com.au
Date of Qualifications	February 2024
RTO issued qualifications	Chubb Training
Person Responsible for Evacuation Co-ordinator	Sally Collins
Phone	0401 258 547
Fire Evacuation and First Response Instructor	Mark Jones (FSA)
Phone	0412 450 741
Email	mark@jameschatch.com.au
Date of Instructions	Refer Record of Training (Attached Sheets)

Fire & Evacuation Plan annual review

Reviewed By	Date of Review	Changes made?
James Hatch	January 2012	First Issue
Charles Strubin	2013 - 2019	Annual Review
Charles Strubin	October 2014,15,16	Annual Review
James Hatch	November 2020	Annual Review – Update Building Info
Mark Jones	November 2021	Annual Review – Update Building Info
Mark Jones	November 2022	Annual Review – No changes required
Mark Jones	November 2023	Annual Review – No changes required
James Hatch	November 2024	Annual Review – Update Building Info
James Hatch	November 2025	Annual Review – No Changes

Disclaimer

Whilst all care has been taken by the Author to ensure that the information contained in this Fire & Life Safety Management & Use Emergency Fire Plan is suitable for the site specified, we make no statements, representations or warranties about the accuracy, completeness or performance of the information. We disclaim all responsibility and liability (including negligence) for all expenses, losses, damages and costs you might incur as a result of the information being inaccurate in any respect or arising out of the performance of this Fire & Life Safety Management & Use Emergency Fire Plan.

The Author holds no responsibility for updating or the keeping of copies of this Fire and Evacuation Plan once the final document has been accepted by the client. It is the responsibility of the purchaser of this Fire and Evacuation Plan to keep it up to date and to make any changes as they may occur.

Copyright

The intellectual property rights in this Fire & Life Safety Management & Use Emergency Fire Plan are owned by the Author. You may reproduce all or part of this manual for your own internal use in establishing and maintaining emergency procedures for the site specified in this Fire & Life Safety Management & Use Emergency Fire Plan. You may not use the Fire & Life Safety Management & Use Emergency Fire Plan (or any reproductions of it) for establishing or maintaining emergency procedures at other sites or for commercial purpose.

Policy Relating to Emergency Planning

For compliance with the Fire & Rescue Act of Qld and the Building Fire Safety Regulations of Queensland 2008 a Fire Evacuation Plan must be established and maintained with annual reviews.

It is the policy that in individual buildings and building complexes, there shall be appropriate plans to control all types of emergency situations that can affect residents' safety, corporate assets, or the continuity of services.

These plans are required to include the orderly evacuation of personnel from the building where emergency conditions necessitate such action.

This Building will comply with all current requirements of legislation and standards of the Queensland Fire and Rescue Service, the Building Fire Safety Regulation 2008, Australian Standard for Emergency Control Organization and Procedures for Buildings (AS 3745) if this plan and the advice given therein is implemented and followed.

Failure to comply with the regulations incurs penalty points, which may result in a fine by Queensland Fire and Emergency Service.

Management is responsible for the maintenance of all special services and the occupational health and safety in all common areas under their supervision. They are also responsible for the care and upkeep of equipment and the support for training of staff.

The effectiveness of action during emergencies relies not only on the organisation and facilities contained in emergency plans, but also the correct operation of the Life Safety and in the co-operation of all Residents.

This Fire & Life Safety Management & Use Emergency Plan specifies the relevant organisation and actions to enable the effective control of an emergency within the confines of Moorooka Industrial Village, 25 Michlin Street, Moorooka, Qld 4105

Implementation Checklist

The successful implementation of these emergency procedures relies on confirmation that the following actions have been taken and completed by the Management: -

- Fire Plan and Instructional poster prepared and installed.
- All Tenants should ensure that their personnel evacuation plan is in place (Each Tenancy is responsible for their occupant)

The effectiveness of action during emergencies relies not only on the organisation and facilities contained in emergency plans, but also in the co-operation of Residents.

- Emergency procedures instructional literature for staff circulated and copies available for new staff or visitors. Induction training program to ensure new employees are aware of the emergency arrangements introduced.
- General Evacuation, Evacuation Coordination and First Response training organised (Annual training arranged by the Property Manager).
- Trial Evacuation exercise conducted annually. (arranged by the Management)
- Regular tests of fire equipment conducted and recorded. (Test to be carried out in accordance with the relevant Australian Standards i.e. AS 1851)
- Regular Fire Safety Checks carried out.
- Annual testing of all equipment associated with the Fire Services
- Regular tests of Emergency & Exit lighting conducted and recorded. (Test to be carried out in accordance with the relevant Australian Standards i.e. AS 2293)
- Maintaining current and correct Records of services. (kept in fire resistant cabinet)
- Prepare and issue an Annual Occupier's Statement to QFRS

Evacuation Coordination Procedures

Commencement Date:	01/08/2011
Procedure	If fire discovered or hearing a Ringing Bell, evacuate persons from the immediate danger and ensure no one enters building
Procedure for contacting fire service	Dial '000' or mobile '112'
Persons with special needs	Check Register and ensure everyone is out of the building
Checking that all persons have been evacuated	Evacuation Coordinator or the prescribed person on site is the last to leave after checking that no person is in the building

Emergency Evacuation Procedure

EMERGENCY ALARM PROCEDURES

Installed in each building is an Automatic Sprinkler System connected to Emergency Services.

♫ FIRE WARNING CAN ONLY BE ACHIEVED BY **'Verbal Expression'** ASSISTED BY **'RINGING BELL'** AT THE SPRINKLER VALVE

ALL STAFF AND VISITORS SHOULD BE MADE AWARE OF THIS SITUATION

When a fire warning is given you are required to commence evacuation

- All Visitors and Staff not involved in Fire Warden Duties are to comply with the directions of the Fire Wardens when evacuating the building to the Assembly Area (Refer Evacuation Plan)
- Fire Wardens to check Emergency Services have been called
- Fire Wardens to check all rooms accounting for all occupants at the time of the alarm (If Safe)
- Secure equipment and valuables (**Only if Safe**)
- When control is established AND IT IS SAFE, fight the fire using the appropriate fire extinguisher

ALWAYS TAKE INSTRUCTIONS FROM THE ATTENDING EMERGENCY SERVICES PERSONNEL

DO NOT RE-ENTER THE BUILDING UNTIL IT IS DECLARED SAFE TO DO SO

To call Emergency Services - Dial '000' (triple zero)

Fire Extinguisher Procedure in Use

- Do not panic - remain calm.
- Announce a fire warning to everybody in the area.
- Request someone contact the Fire Brigade and the Fire Warden and have it confirmed.
- Position yourself away from the fire – **3 to 4 Paces** depending on the extinguisher type.
- Always maintain a **CLEAR** exit (fire in front and doorway behind).
- Check extinguisher label for operation.
- Commence fighting fire aiming the spray at the base of the fire with a side-to-side motion.
- Move closer as fire diminishes. (**Remain 1 pace away**)

NB. Have another extinguisher available only if a failure should occur.

BE CERTAIN YOU KNOW HOW AND ON WHAT FIRES

TO USE THE EXTINGUISHERS

REFER TO EXTINGUISHER IDENTIFICATION DISC

P.A.S.S.



P – Pull out the safety pin



A – Aim at the base of the fire



S – Squeeze the handle



S – Sweep across the fire

DO NOT FIGHT THE FIRE IF THE FOLLOWING CONDITIONS EXIST























































- *You have not been trained or instructed in using a fire extinguisher*
- *You don't know what's burning*
- *The fire is spreading rapidly*
- *You don't have the proper equipment*
- *You can't do so with your back to an exit*
- *The fire might block your means of escape*
- *You might inhale toxic smoke*
- *Your instincts tell you not to do so*
- *If the first attempts to put out the fire do not succeed, evacuate the building immediately*

If the first attempts to put out the fire do not succeed, evacuate the building immediately

FIRE HYDRANTS

Fire hydrants are installed but are for the use by Emergency Services Only

Fire Extinguisher Selection Chart

Type of extinguisher		Type of Fire, Class and Suitability						Comments (Refer Appendix B)
Colour scheme	Extinguishant	A	B	C	E	F	D**	
AS/NZS1841 -1997	AS1841 -1992	Wood, paper, plastics, etc	Flammable liquids	Flammable gases	Energized electrical equipment	Cooking oils and fats	Metal fires	
		Water						Dangerous if used on flammable liquid, energized electrical equipment and cooking oil/fat fires
		Wet Chemical						Dangerous if used on energized electrical equipment
		Foam***				 LIMITED*		Dangerous if used on energized electrical equipment.
		Powder	ABE					Special powders are available specifically for various types of metal fires (see **).
			BE					
		Carbon Dioxide	 LIMITED*	 LIMITED*				Generally not suitable for outdoor use. Suitable only for small fires.
		Vaporizing Liquid	 LIMITED*	 LIMITED*				Check the characteristics of the specific extinguishant.
		Fire Blanket	 Human torch					

* Limited indicates that the extinguishant is not the agent of choice for the class of fire, but that it will have a limited extinguishing capability.

** Class D fires (involving combustible metals). Use only special purpose extinguishers and seek expert advice.

*** Solvents which may mix with water, e.g. alcohol and acetone, are known as polar solvents and require special foam. These solvents break down conventional AFFF.

Australian Standard 2444-2001

HOSE REELS



Hose reels should be used by Fire Service Personnel or trained firefighting party members only. However, it is important all persons are aware of their locations and the limitation of their use.

THE POSITION OF FIRE HOSE REELS SHOWN ON THE FIRE PLANS

Fire Hose Reel Operation

- Turn on the tap located directly below the main hose drum
- Draw out the hose to approximately 4 paces from the fire
- Twist the nozzle or operated the lever
- Aim the water stream at the base of the fire
- As fire diminishes change the stream to a spray to cool down the embers



DO NOT USE A FIRE HOSE REELS ON OR NEAR LIVE ELECTRICAL POWER

Certificate of Classification Building Approval Documents

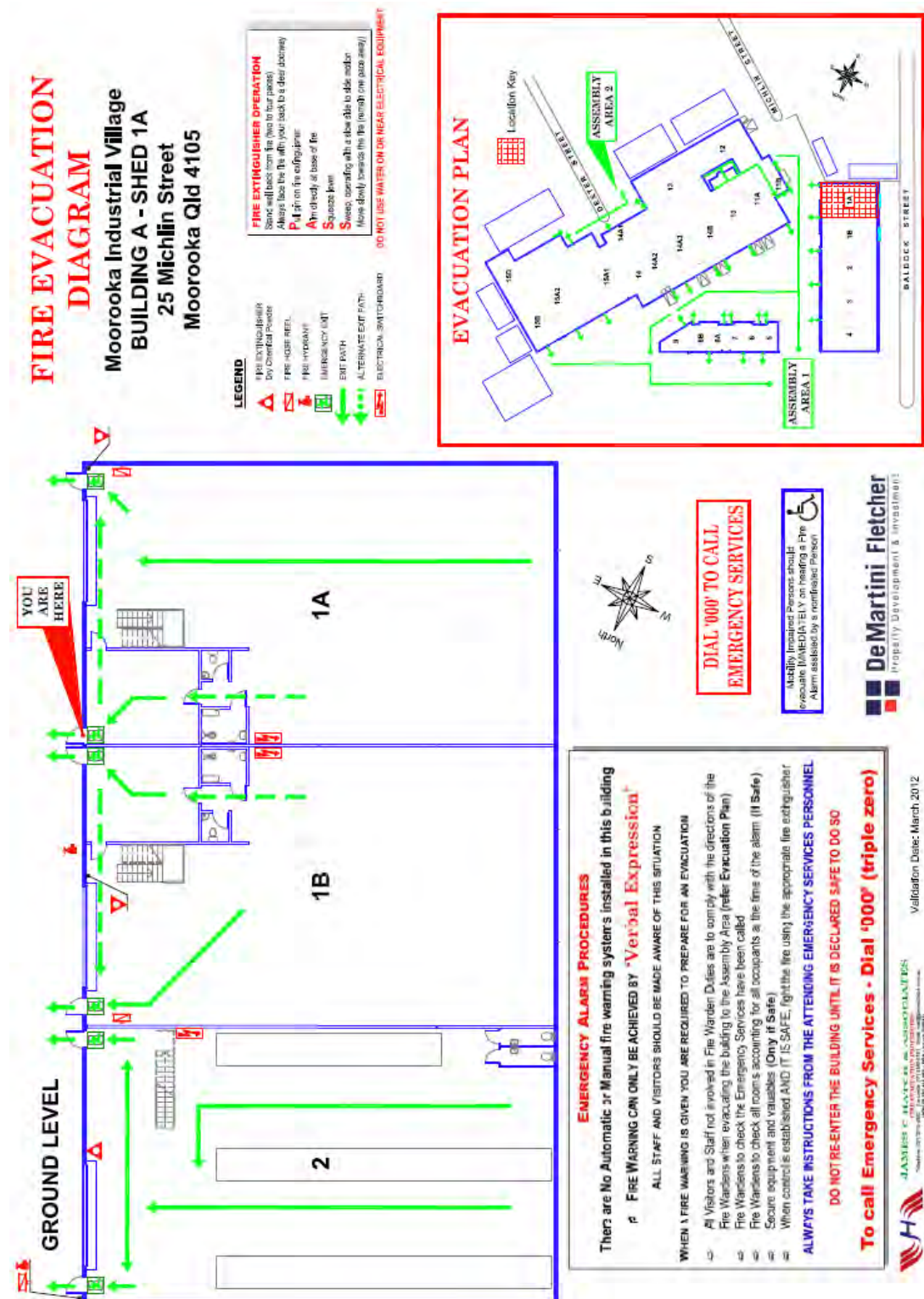
**Local authorities have no Building Approvals on file.
The building was built over 60 years ago.**

Fire Safety Installation Checklist

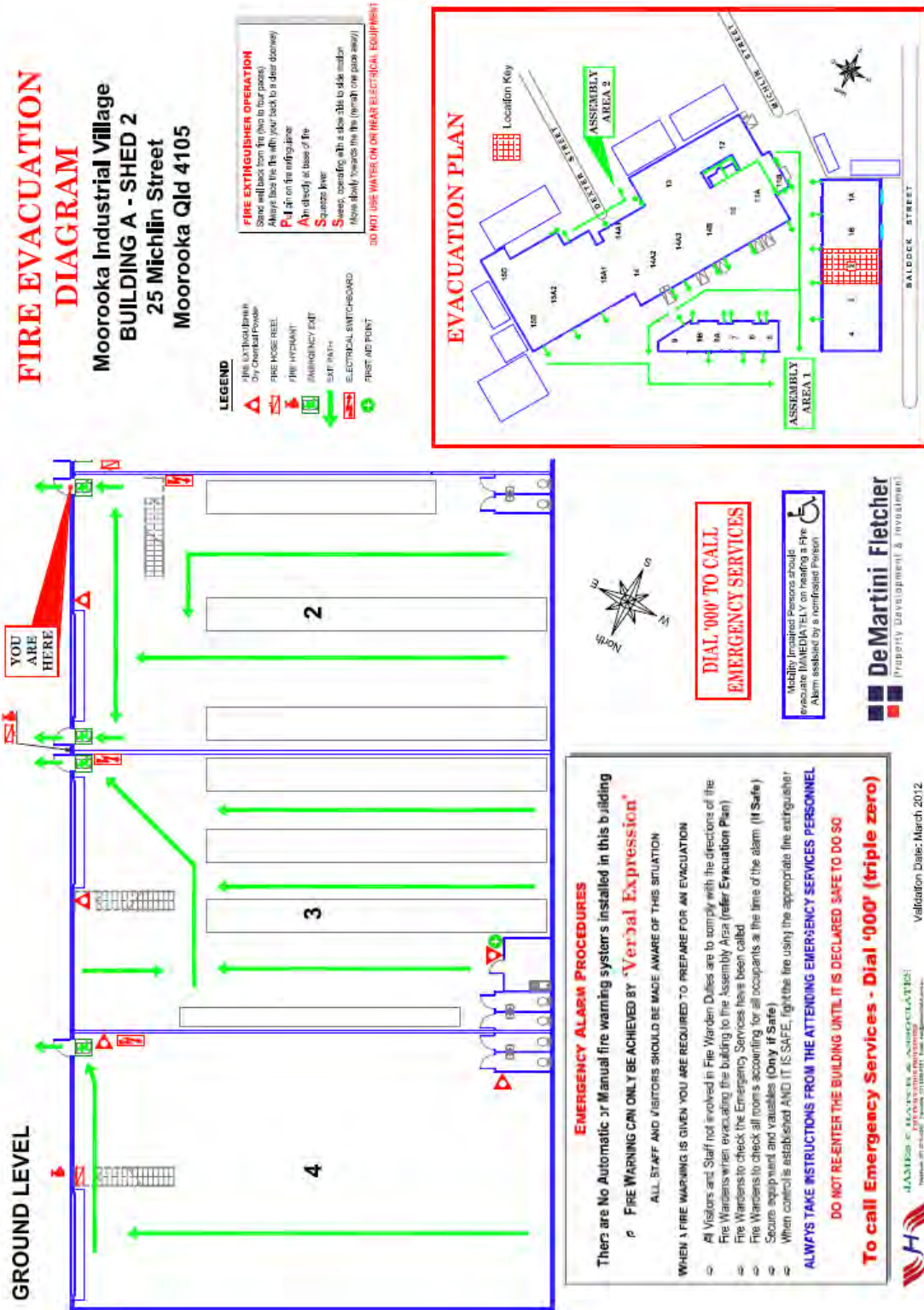
Fire Safety Installation	Installed?	
	YES	NO
Emergency Lifts		✓
Emergency Lighting	✓	
Exit Signage	✓	
Smoke Alarms		✓
Smoke Detection and Alarm System		✓
Fire Doors		✓
Fire Extinguishers	✓	
Fire Blankets		✓
Fire Hose Reels	✓	
Fire Sprinklers (Main Shed Only)	✓	
Fire Hydrants	✓	
Protection of penetrations through fire rated construction		✓
Smoke Exhaust System		✓

Other features – Includes additional fire safety installations or conditions that are required under the buildings Alternative solution of the *Building Act 1975* or *Building Code of Australia* clauses E1.10 and E2.3

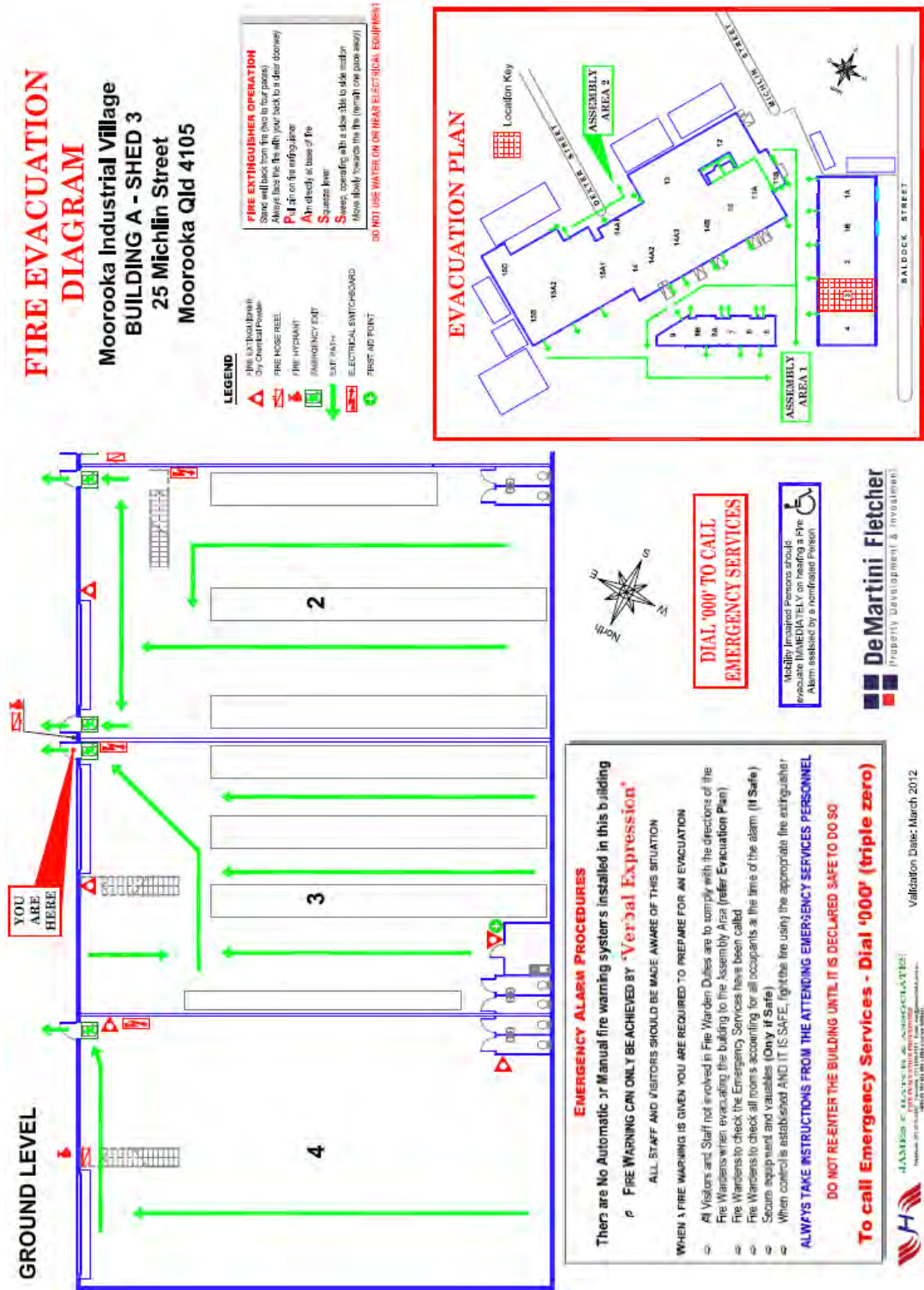
Fire Evacuation Diagrams



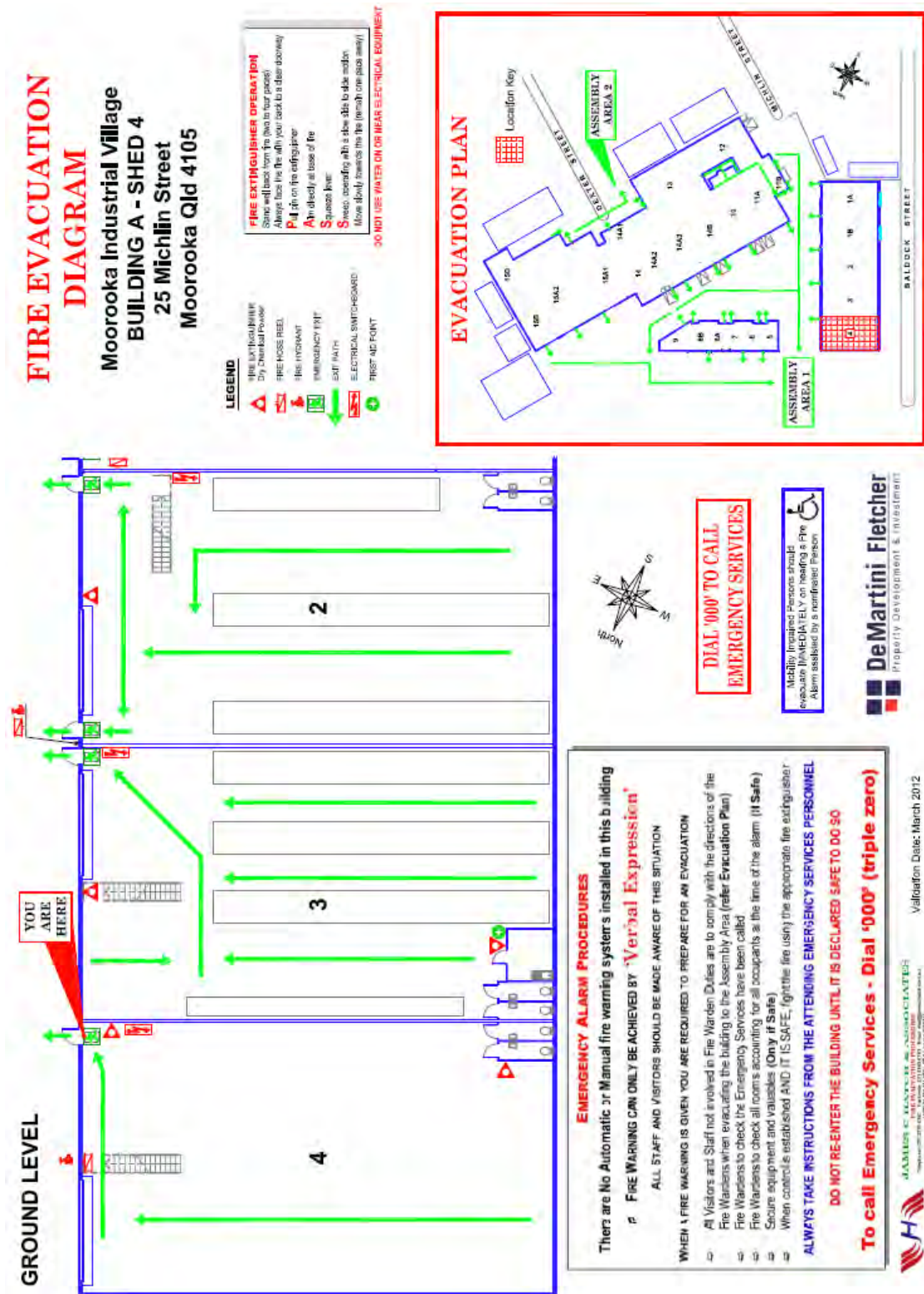
Fire Evacuation Diagrams continued



Fire Evacuation Diagrams continued



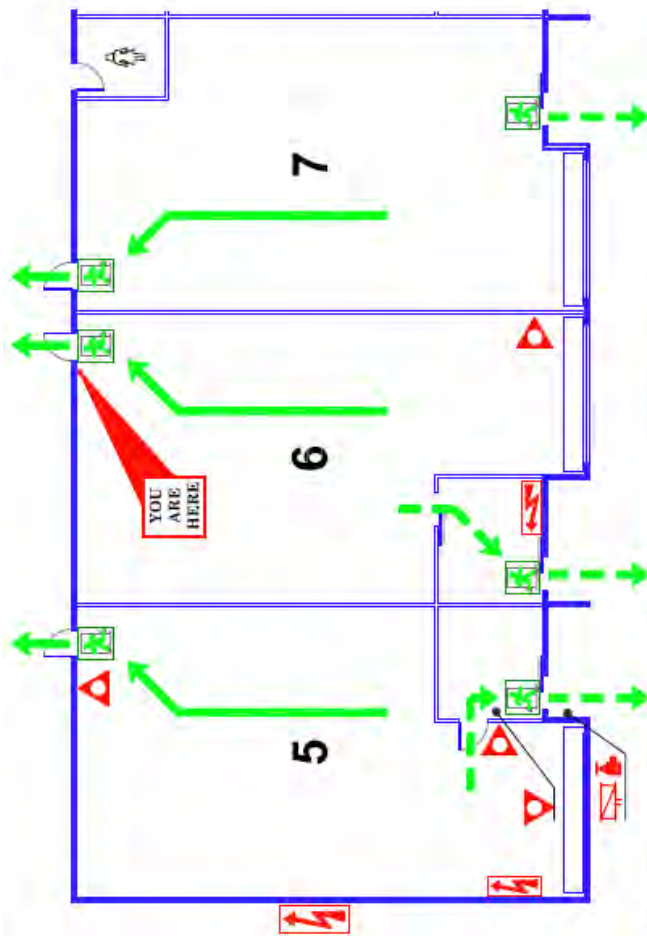
Fire Evacuation Diagrams continued



Fire Evacuation Diagrams continued

FIRE EVACUATION DIAGRAM

**Moorooka Industrial Village
BUILDING B - SHED 6**
25 Michlin Street
Moorooka Qld 4105



EMERGENCY ALARM PROCEDURES

There are No Automatic or Manual fire warning systems installed in this building.
FIRE WARNING CAN ONLY BE ACHIEVED BY 'Verbal Expression'

ALL STAFF AND VISITORS SHOULD BE MADE AWARE OF THIS SITUATION

WHEN A FIRE WARNING IS GIVEN YOU ARE REQUIRED TO PREPARE FOR AN EVACUATION

- All Visitors and Staff not involved in Fire Warden Duties are to comply with the directions of the Fire Wardens when evacuating the building to the Assembly Area (refer Evacuation Plan)
- Fire Wardens to check the Emergency Services have been called
- Fire Wardens to check all rooms accounting for all occupants at the time of the alarm (if Safe)
- Secure equipment and valuables (Only if Safe)
- When control is established AND IT IS SAFE, fight the fire using the appropriate fire extinguisher

ALWAYS TAKE INSTRUCTIONS FROM THE ATTENDING EMERGENCY SERVICES PERSONNEL

DO NOT RE-ENTER THE BUILDING UNTIL IT IS DECLARED SAFE TO DO SO

To call Emergency Services - Dial '000' (triple zero)

**DIAL '000' TO CALL
EMERGENCY SERVICES**

People with Disabilities should
evacuate IMMEDIATELY on hearing a Fire
Alarm assisted by a nominated person

DeMartini Fletcher
Property Development & Investment

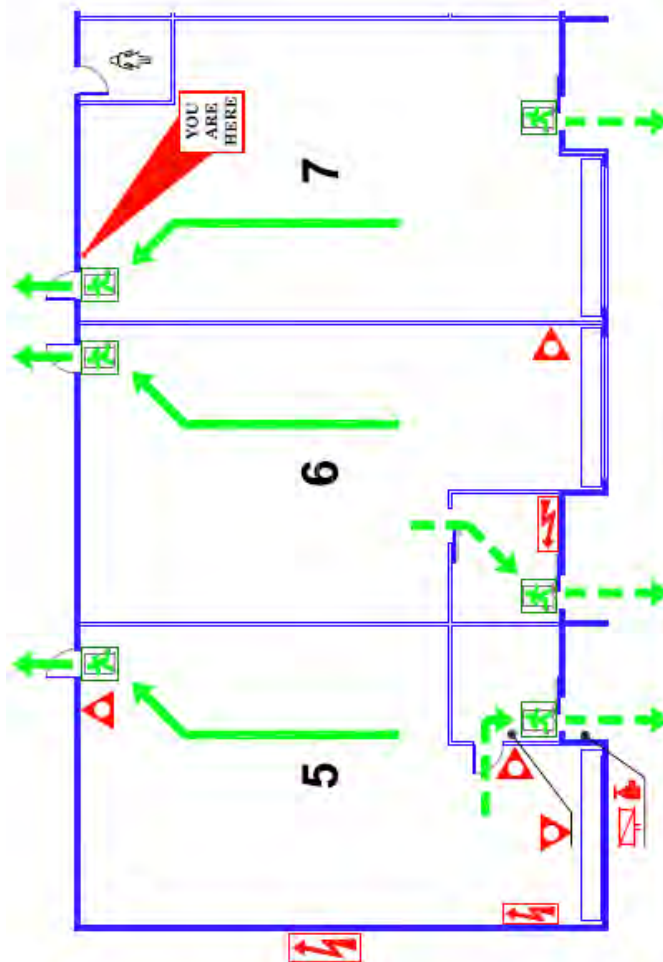
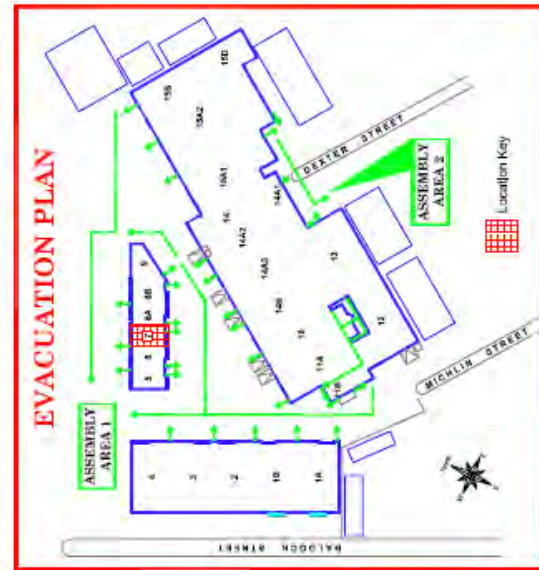
VolNodan Date: March 2012

JAMES C. MARTINI & ASSOCIATES
ARCHITECTS
10/11-13/15 MICHLIN STREET
MOOROOKA QLD 4105

Fire Evacuation Diagrams continued

FIRE EVACUATION DIAGRAM

**Moorooka Industrial Village
BUILDING B - SHED 7
25 Michlin Street
Moorooka Qld 4105**



EMERGENCY ALARM PROCEDURES

There are No Automatic or Manual fire warning systems installed in this building

1. FIRE WARNING CAN ONLY BE ACHIEVED BY 'Verbal Expression'

ALL STAFF AND VISITORS SHOULD BE MADE AWARE OF THIS SITUATION

WHEN A FIRE WARNING IS GIVEN YOU ARE REQUIRED TO PREPARE FOR AN EVACUATION

- All Visitors and Staff not involved in Fire Warden Duties are to comply with the directions of the Fire Wardens when evacuating the building to the Assembly Area (refer Evacuation Plan)
- Fire Wardens to check the Emergency Services have been called
- Fire Wardens to check all rooms accounting for all occupants at the time of the alarm (If Safe)
- Secure equipment and valuables (Only if Safe)
- When control is established AND IT IS SAFE, fight the fire using the appropriate fire extinguisher

ALWAYS TAKE INSTRUCTIONS FROM THE ATTENDING EMERGENCY SERVICES PERSONNEL

DO NOT RE-ENTER THE BUILDING UNTIL IT IS DECLARED SAFE TO DO SO

To call Emergency Services - Dial '000' (triple zero)

**DIAL '000' TO CALL
EMERGENCY SERVICES**

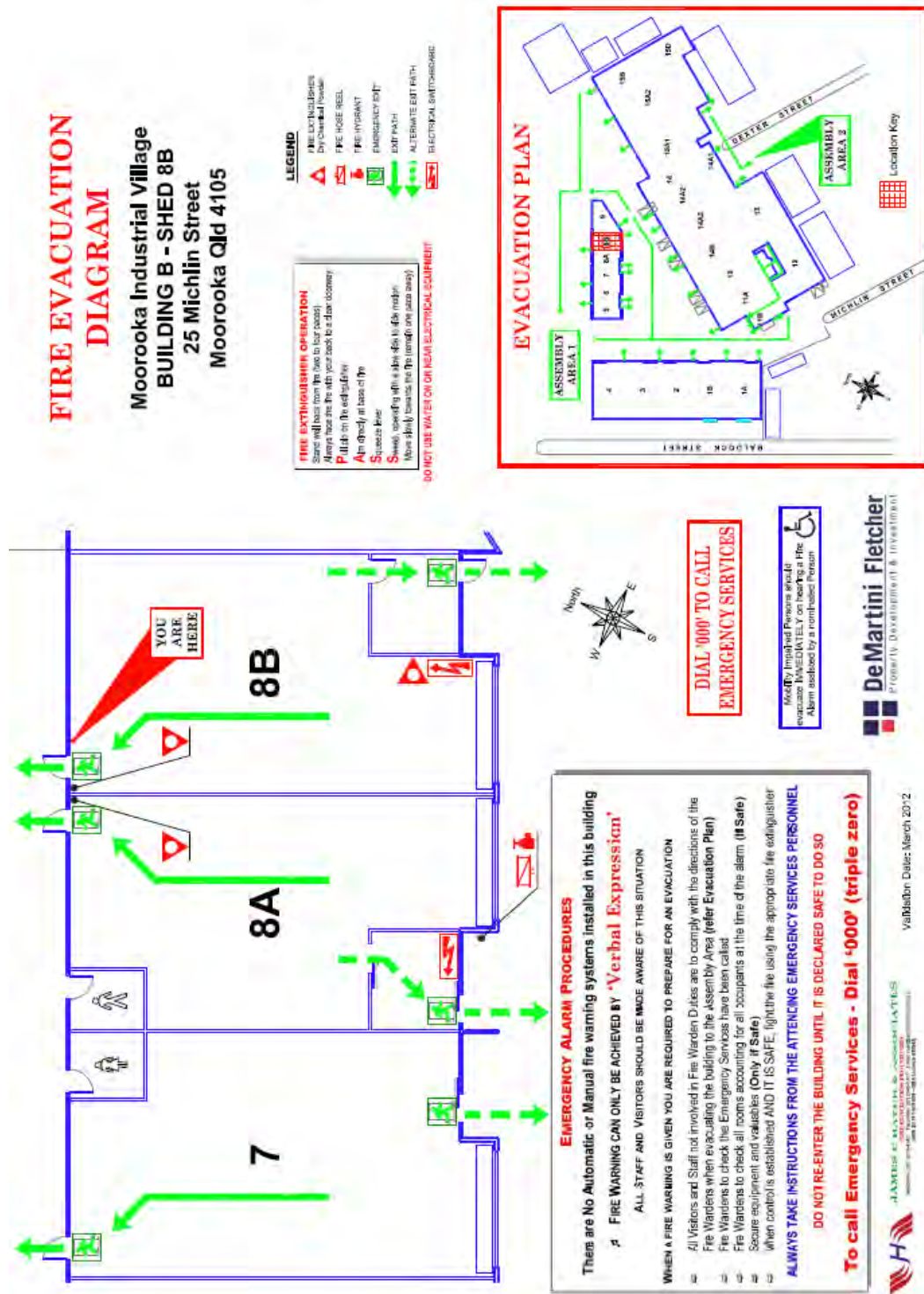
Mostly Impaired Persons should
evacuate IMMEDIATELY on hearing a Fire
Alarm assisted by a nominated Person

DeMartini Fletcher
Property Development & Investment

HAZARD & RISK ASSESSMENT
JAMES H. HAZARD & RISK ASSESSMENT
1000 HAZARD & RISK ASSESSMENT
1000 HAZARD & RISK ASSESSMENT
1000 HAZARD & RISK ASSESSMENT

Validated Date: March 2012

Fire Evacuation Diagrams continued



Fire Evacuation Diagrams continued

FIRE EVACUATION DIAGRAM

**Moorooka Industrial Village
BUILDING B - SHED 9
25 Michlin Street
Moorooka Qld 4105**

**DIAL '000' TO CALL
EMERGENCY SERVICES**

Locality: Involved Person should
evacuate IMMEDIATELY on hearing a Fire
Alarm assisted by a non-disabled Person

EMERGENCY ALARM PROCEDURES

There are No Automatic or Manual fire warning systems installed in this building

FIRE WARNING CAN ONLY BE ACHIEVED BY 'Verbal Expression'

ALL STAFF AND VISITORS SHOULD BE MADE AWARE OF THIS SITUATION

WHEN A FIRE WARNING IS GIVEN YOU ARE REQUIRED TO PREPARE FOR AN EVACUATION

- All Visitors and Staff not involved in Fire Warden Duties are to comply with the directions of the Fire Wardens when evacuating the building to the Assembly Area (refer Evacuation Plan)
- Fire Wardens to check the Emergency Services have been called
- Fire Wardens to check all rooms accounting for all occupants at the time of the alarm (If Safe)
- Secure equipment and valuables (Only if Safe)
- When control is established AND IT IS SAFE, fight the fire using the appropriate fire extinguisher

ALWAYS TAKE INSTRUCTIONS FROM THE ATTENDING EMERGENCY SERVICES PERSONNEL

DO NOT RE-ENTER THE BUILDING UNTIL IT IS DECLARED SAFE TO DO SO

To call Emergency Services - Dial '000' (triple zero)

FIRE EXTINGUISHER OPERATION

Stand well back from the fire (two to four paces)

Always face the fire with your back to a clear doorway

Pull - on the end of the handle

Aim - (directly) at base of the fire

Squeeze - lever

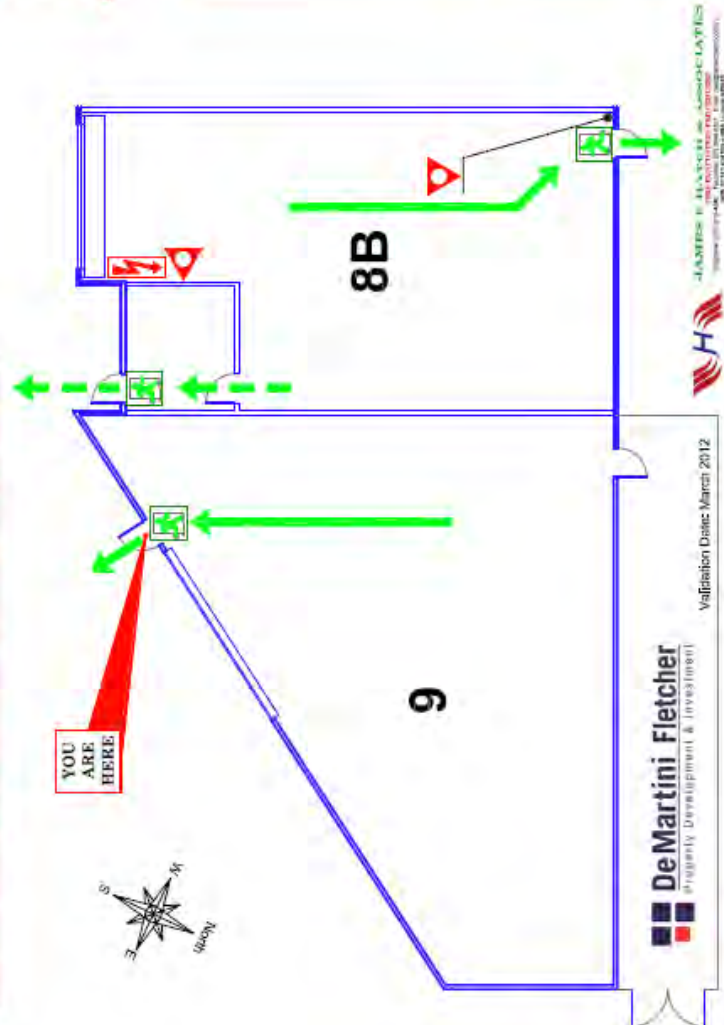
Sweep - sweeping with a slow side to side motion

Move slowly towards the fire (until one side away)

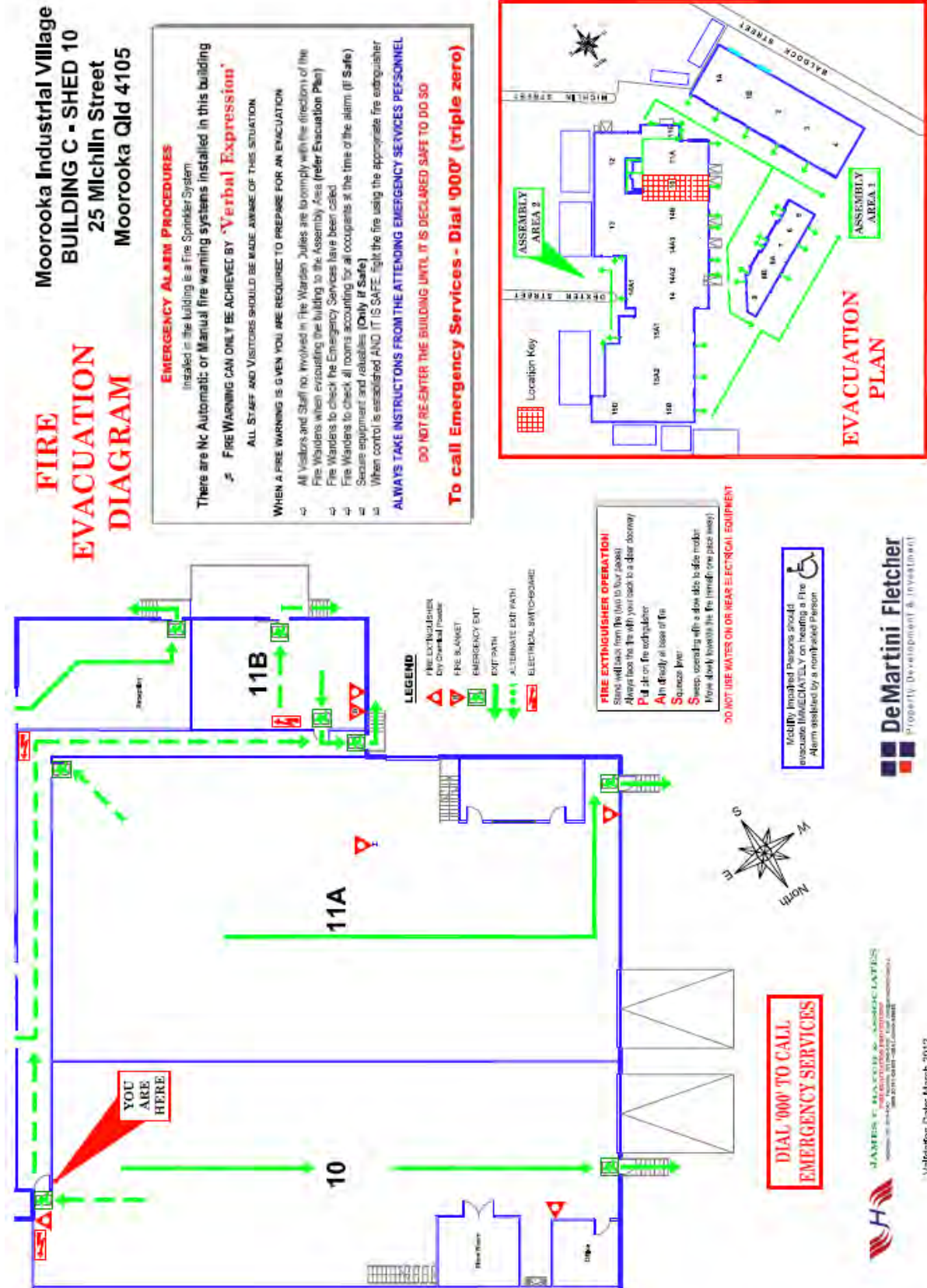
DO NOT USE WATER ON OR NEAR ELECTRICAL EQUIPMENT

LEGEND

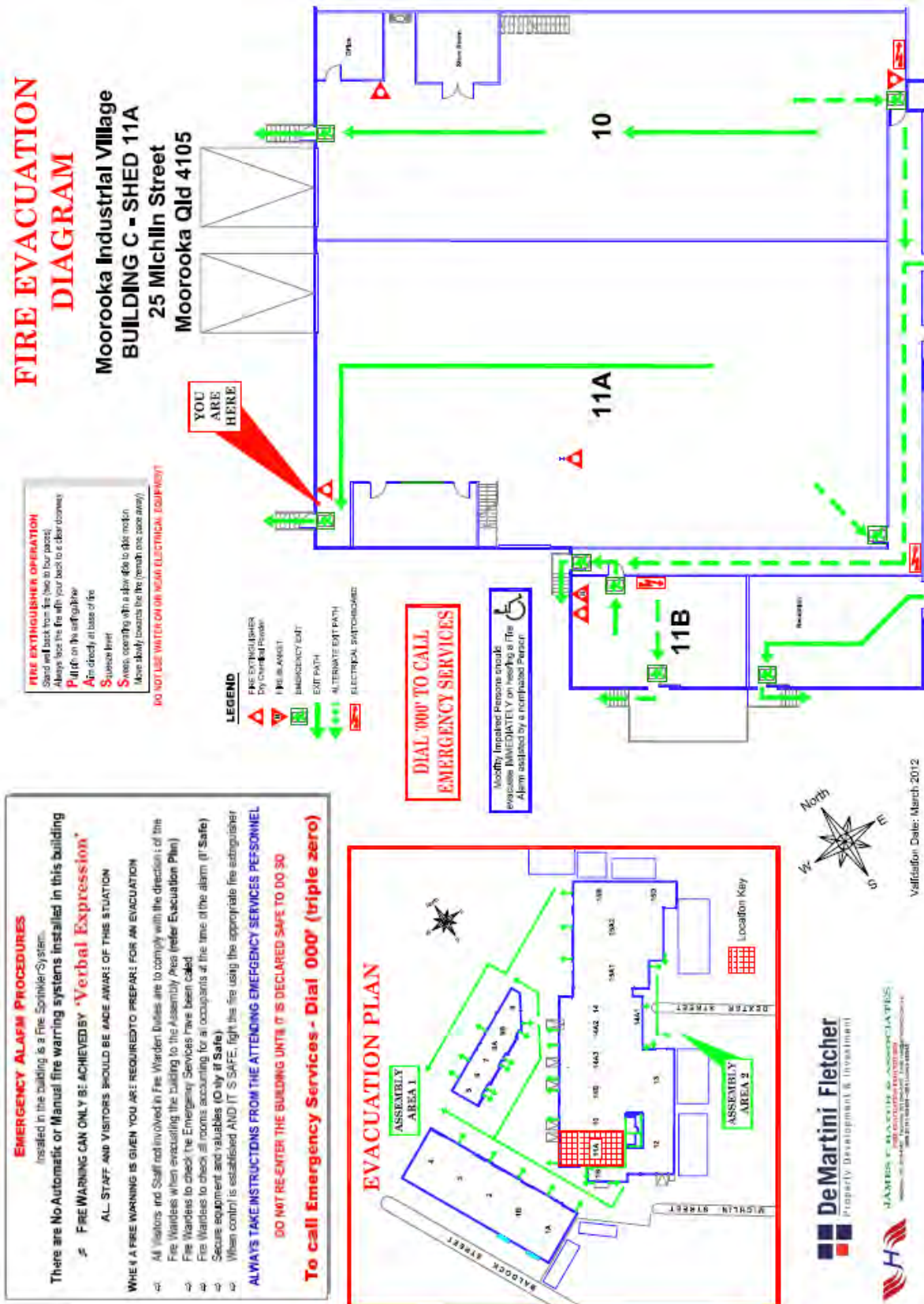
- Fire Extinguisher
- Fire Hose Reel
- Fire Hydrant
- Emergency Exit
- Exit Path
- Alternate Exit Path
- Electrical Switchboard



Fire Evacuation Diagrams continued



Fire Evacuation Diagrams continued



Fire Evacuation Diagrams continued

EMERGENCY ALARM PROCEDURES
 Installed in the building is a Fire Sprinkler System.
 There are No Automatic or Manual fire warning systems installed in this building

FIRE WARNING CAN ONLY BE ACHIEVED BY 'Verbal Expression'
 ALL STAFF AND VISITORS SHOULD BE MADE AWARE OF THIS SITUATION

WHEN A FIRE WARNING IS GIVEN YOU ARE REQUIRED TO PREPARE FOR AN EVACUATION

- All Visitors and Staff not involved in Fire Warden Duties are to comply with the directions of the Fire Wardens when evacuating the building to the Assembly Area (refer Evacuation Plan)
- Fire Wardens to check the Emergency Services have been called
- Fire Wardens to check all rooms accounting for all occupants at the time of the alarm (If Safe)
- Secure equipment and valuables (Only if Safe)
- When control is established AND IT IS SAFE, fight the fire using the appropriate fire extinguisher

ALWAYS TAKE INSTRUCTIONS FROM THE ATTENDING EMERGENCY SERVICES PERSONNEL

DO NOT RE-ENTER THE BUILDING UNTIL IT IS DECLARED SAFE TO DO SO

To call Emergency Services - Dial '000' (triple zero)

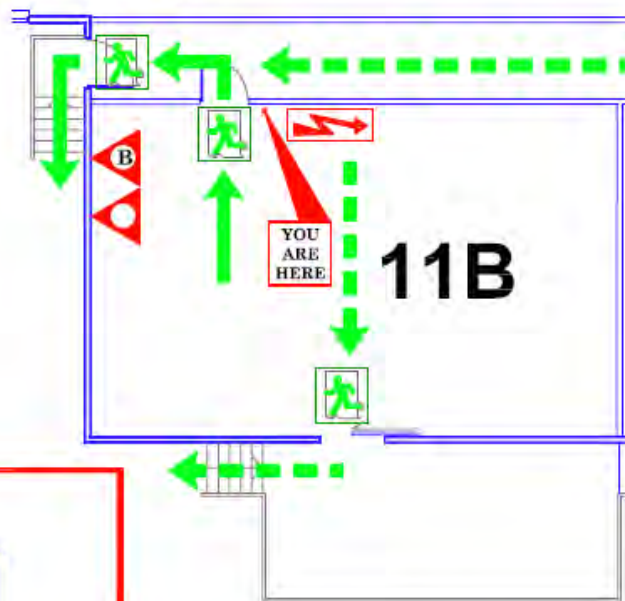
FIRE EVACUATION DIAGRAM

**Moorooka Industrial Village
 BUILDING C - SHED 11B
 25 Michlin Street
 Moorooka Qld 4105**

FIRE EXTINGUISHER OPERATION
 Stand well back from fire (two to four paces)
 Always face the fire with your back to a clear doorway
Pull pin on the extinguisher
Aim directly at base of fire
Squeeze lever
Sweep, operating with a slow side to side motion
 Move slowly towards the fire (remain one pace away)
DO NOT USE WATER ON OR NEAR ELECTRICAL EQUIPMENT

LEGEND

- FIRE EXTINGUISHER
Dry Chemical Powder
- FIRE BLANKET
- EMERGENCY EXIT
- EXIT PATH
- ALTERNATE EXIT PATH
- ELECTRICAL SWITCHBOARD



**DIAL '000' TO CALL
 EMERGENCY SERVICES**

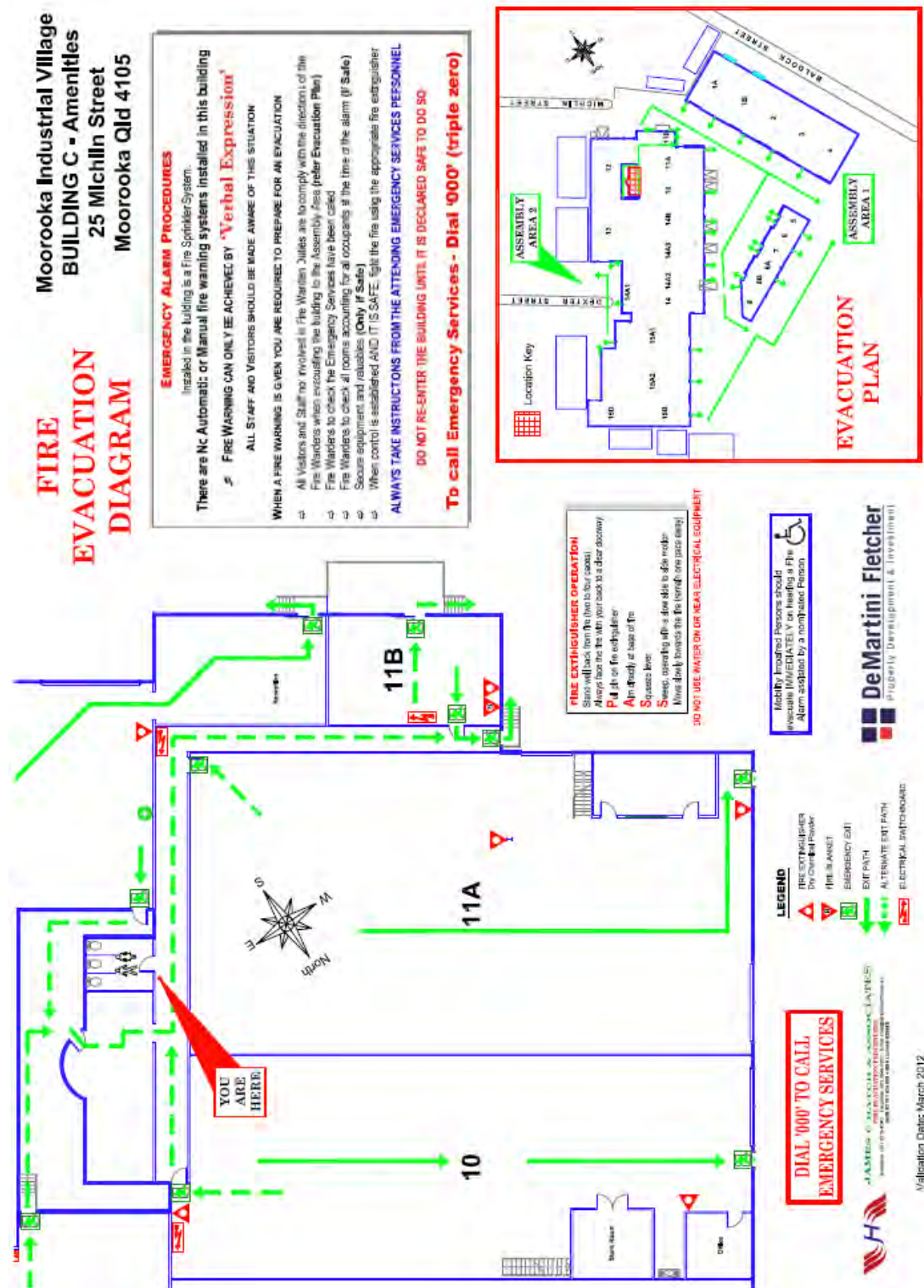
Mobile Impaired Persons should
 evacuate **IMMEDIATELY** on hearing a Fire
 Alarm assisted by a nominated Person

JAMES C. HATCH & ASSOCIATES
 FIRE & SAFETY CONSULTANTS
 Telephone: (07) 5514 4322 Fax: (07) 5514 4321 Email: james@jchatch.com.au
 PO Box 20, Mt. Lindfield, NSW 1585

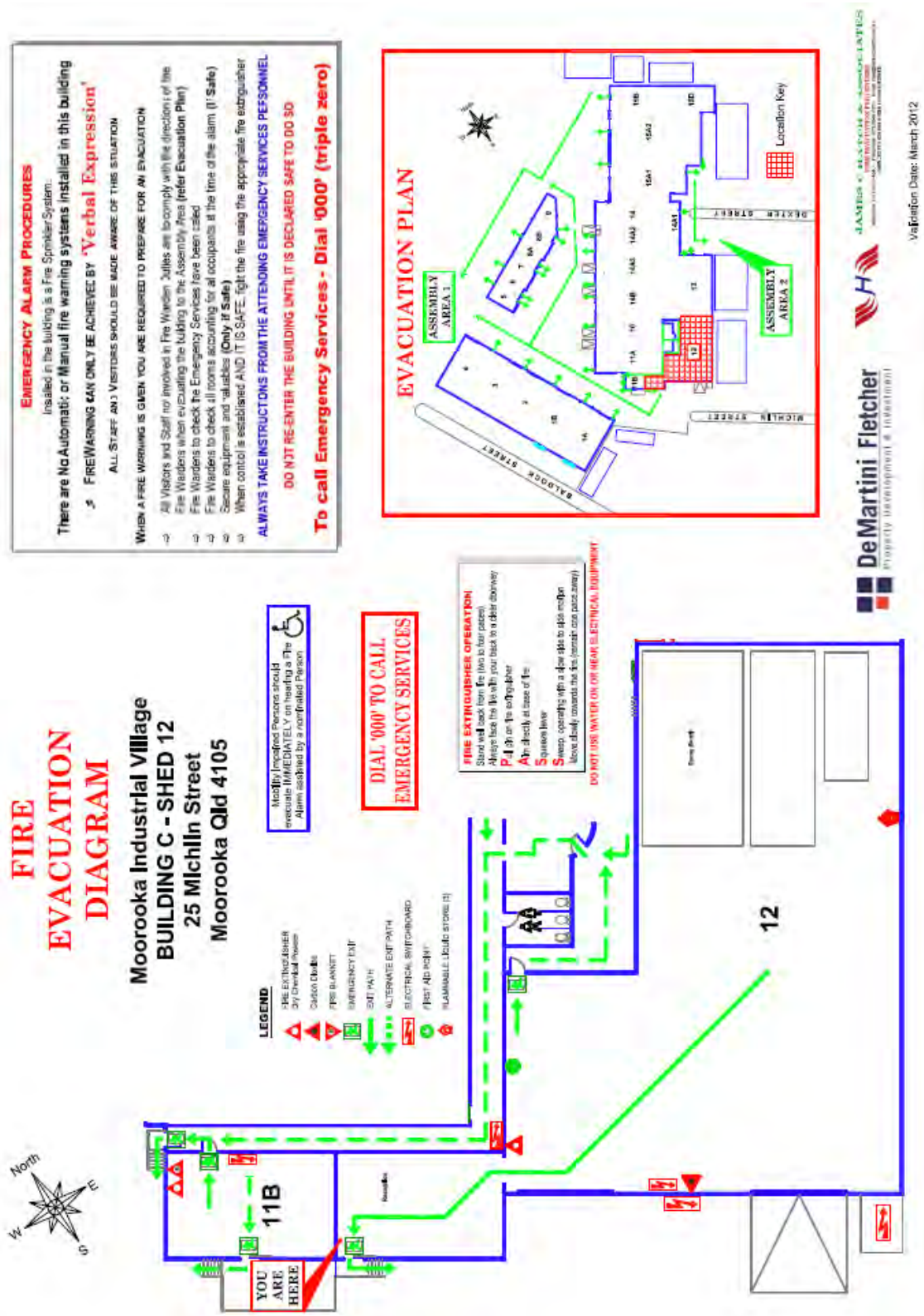
Validation Date: March 2012

DeMartini Fletcher
 Property Development & Investment

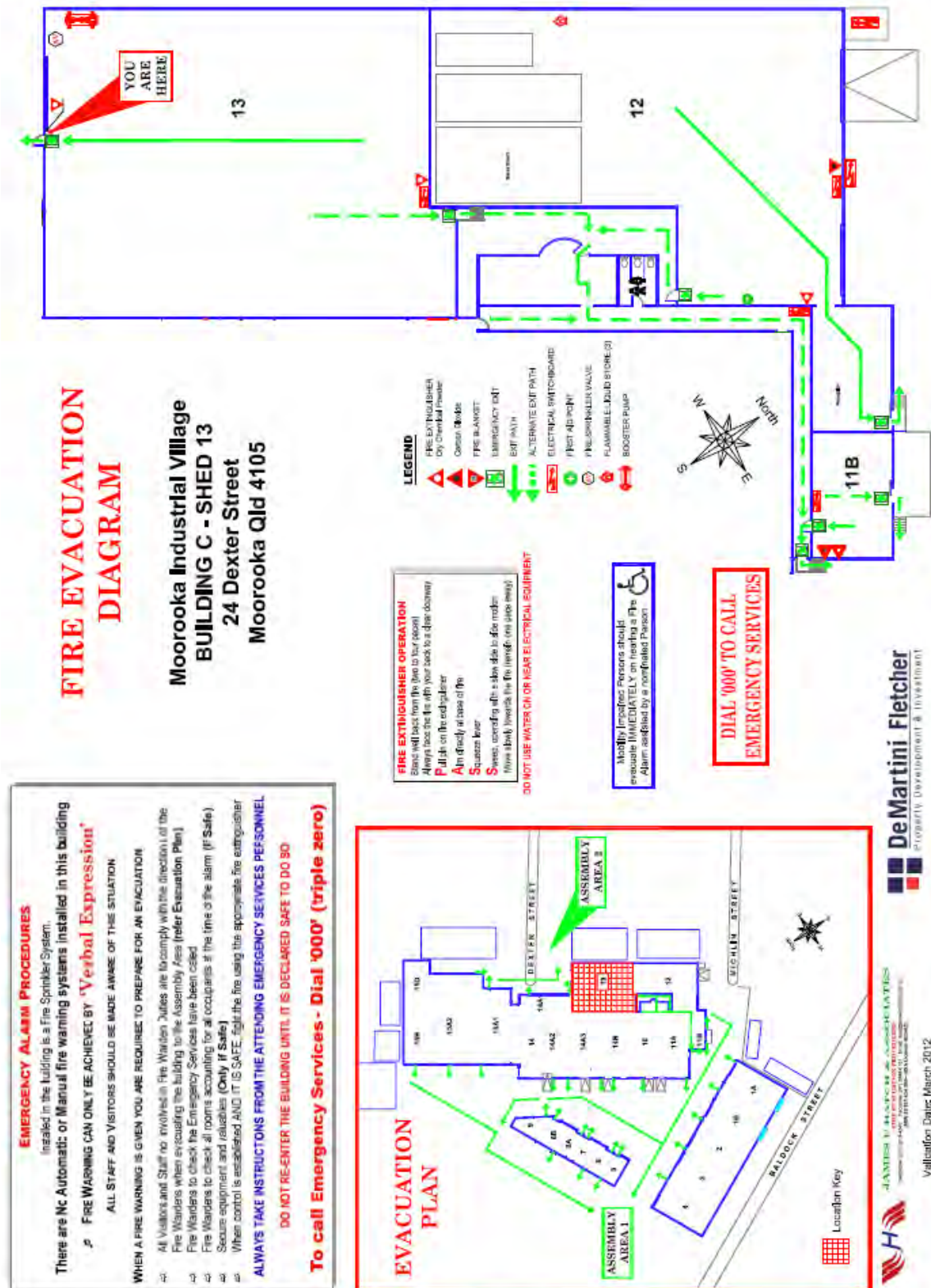
Fire Evacuation Diagrams continued



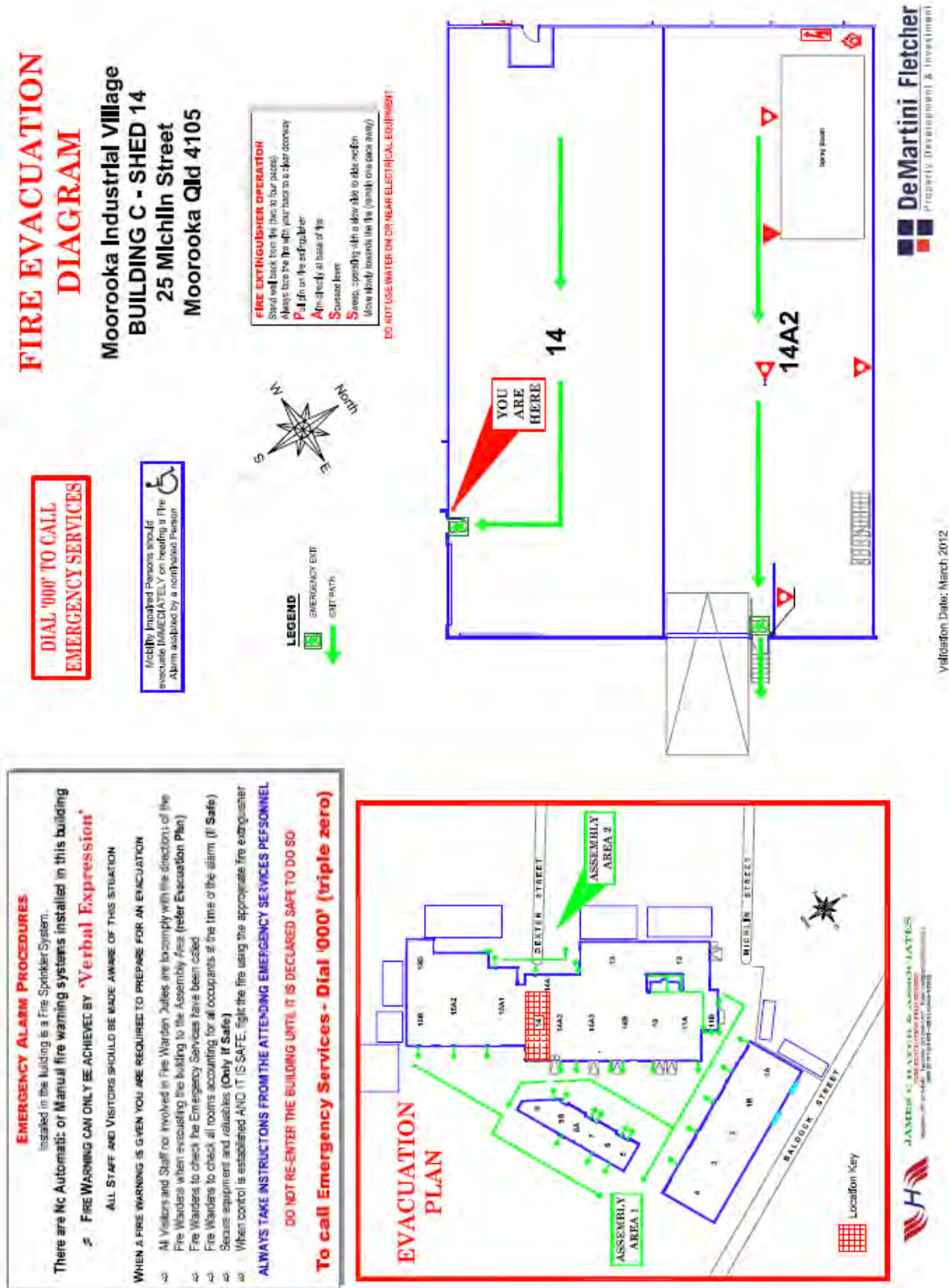
Fire Evacuation Diagrams continued



Fire Evacuation Diagrams continued



Fire Evacuation Diagrams continued



Fire Evacuation Diagrams continued

EMERGENCY ALARM PROCEDURES
(installed in the building is a Fire Sprinkler System.)

There are No Automatic or Manual fire warning systems installed in this building

FIRE WARNING CAN ONLY BE ACHIEVED BY 'Verbal Expression'

ALL STAFF AND VISITORS SHOULD BE MADE AWARE OF THIS SITUATION

WHEN A FIRE WARNING IS GIVEN YOU ARE REQUIRED TO PREPARE FOR AN EVACUATION

- ⇒ All Visitors and Staff not involved in Fire Warden Duties are to comply with the directions of the Fire Wardens when evacuating the building to the Assembly Area (refer Evacuation Plan)
- ⇒ Fire Wardens to check the Emergency Services have been called
- ⇒ Fire Wardens to check all rooms accounting for all occupants at the time of the alarm (if Safe)
- ⇒ Secure equipment and valuables (Only if Safe)
- ⇒ When control is established AND IT IS SAFE, fight the fire using the appropriate fire extinguisher

ALWAYS TAKE INSTRUCTIONS FROM THE ATTENDING EMERGENCY SERVICES PERSONNEL

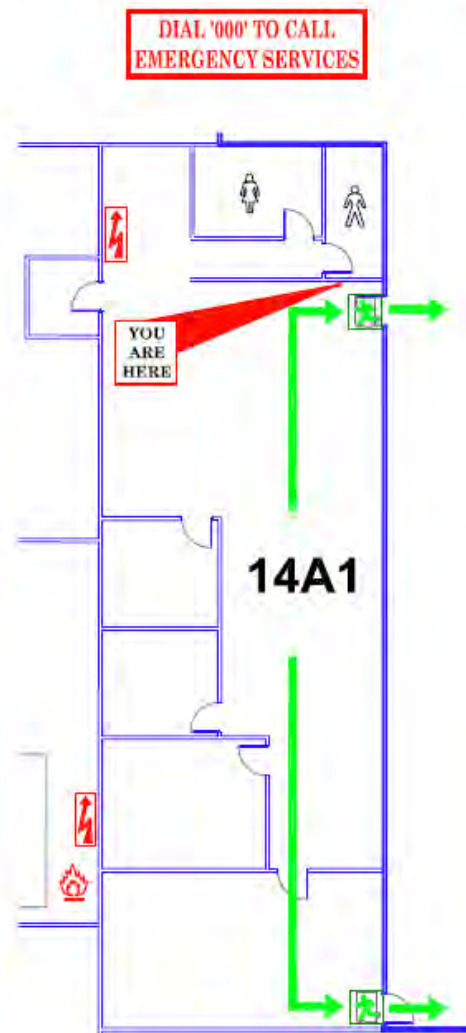
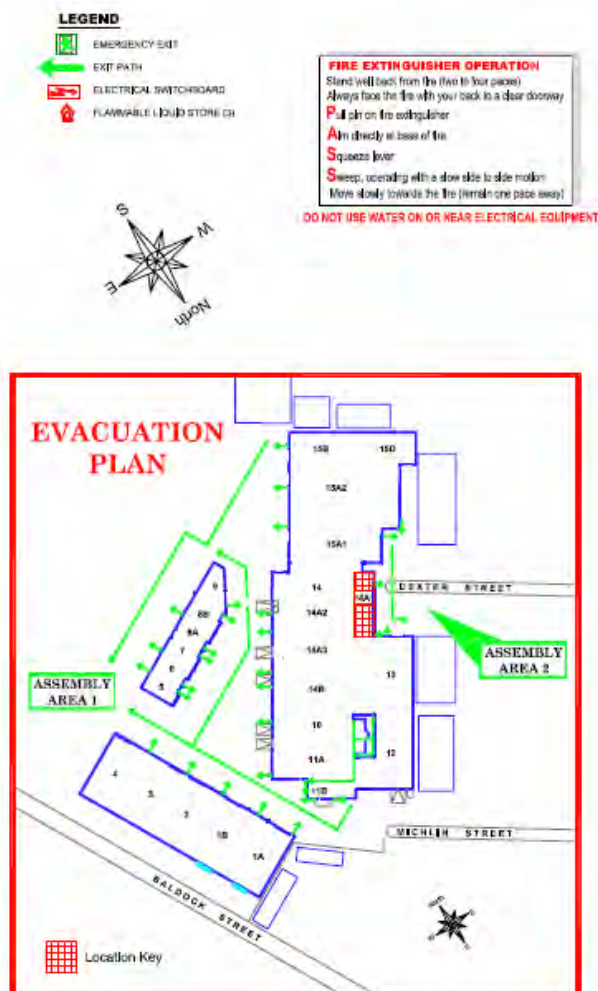
DO NOT RE-ENTER THE BUILDING UNTIL IT IS DECLARED SAFE TO DO SO

To call Emergency Services - Dial '000' (triple zero)

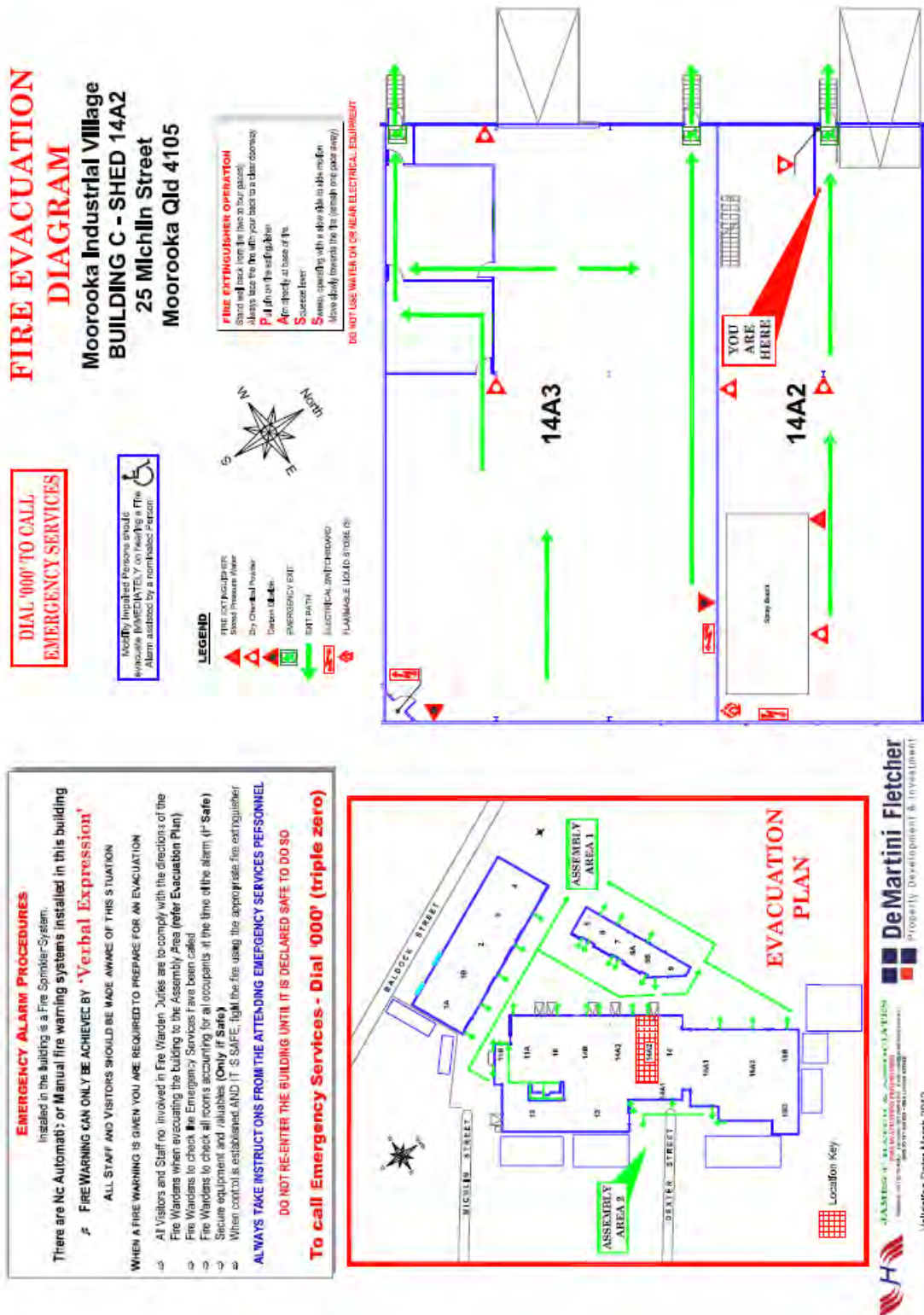
FIRE EVACUATION DIAGRAM

Moorooka Industrial Village
BUILDING C - SHED 14A1
24 Dexter Street
Moorooka Qld 4105

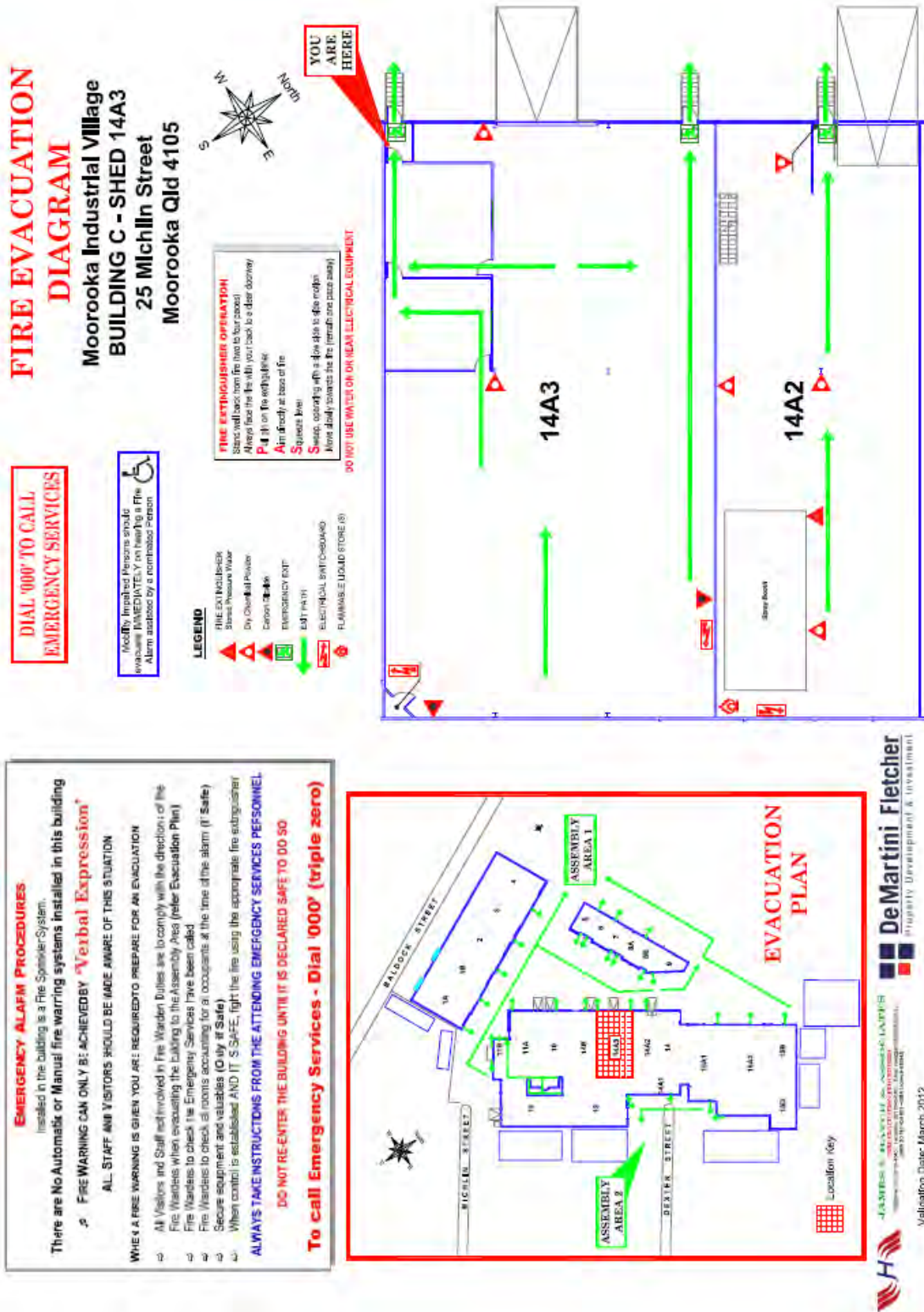
Mobility Impaired Persons should
evacuate IMMEDIATELY on hearing a Fire
Alarm assisted by a nominated Person



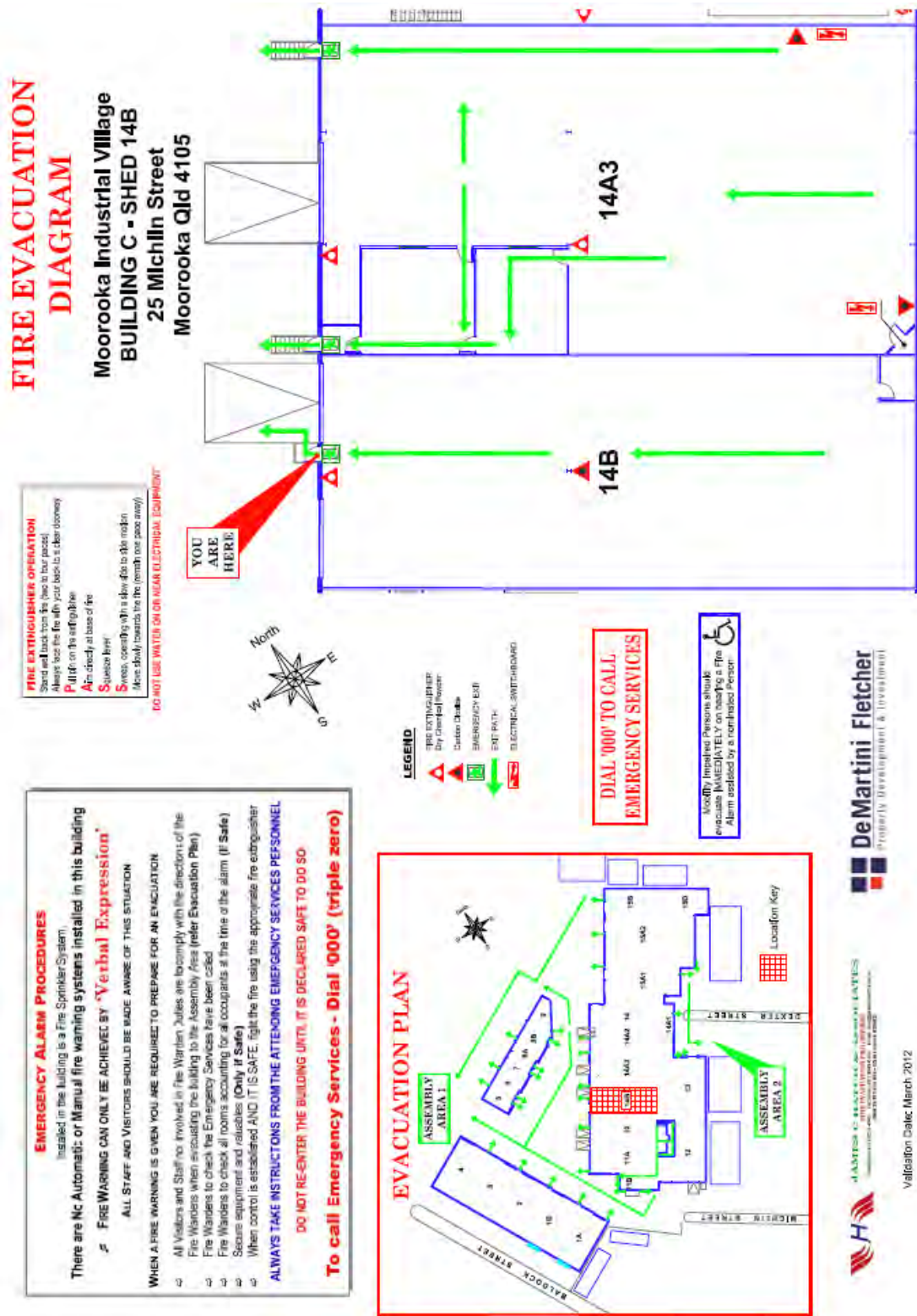
Fire Evacuation Diagrams continued



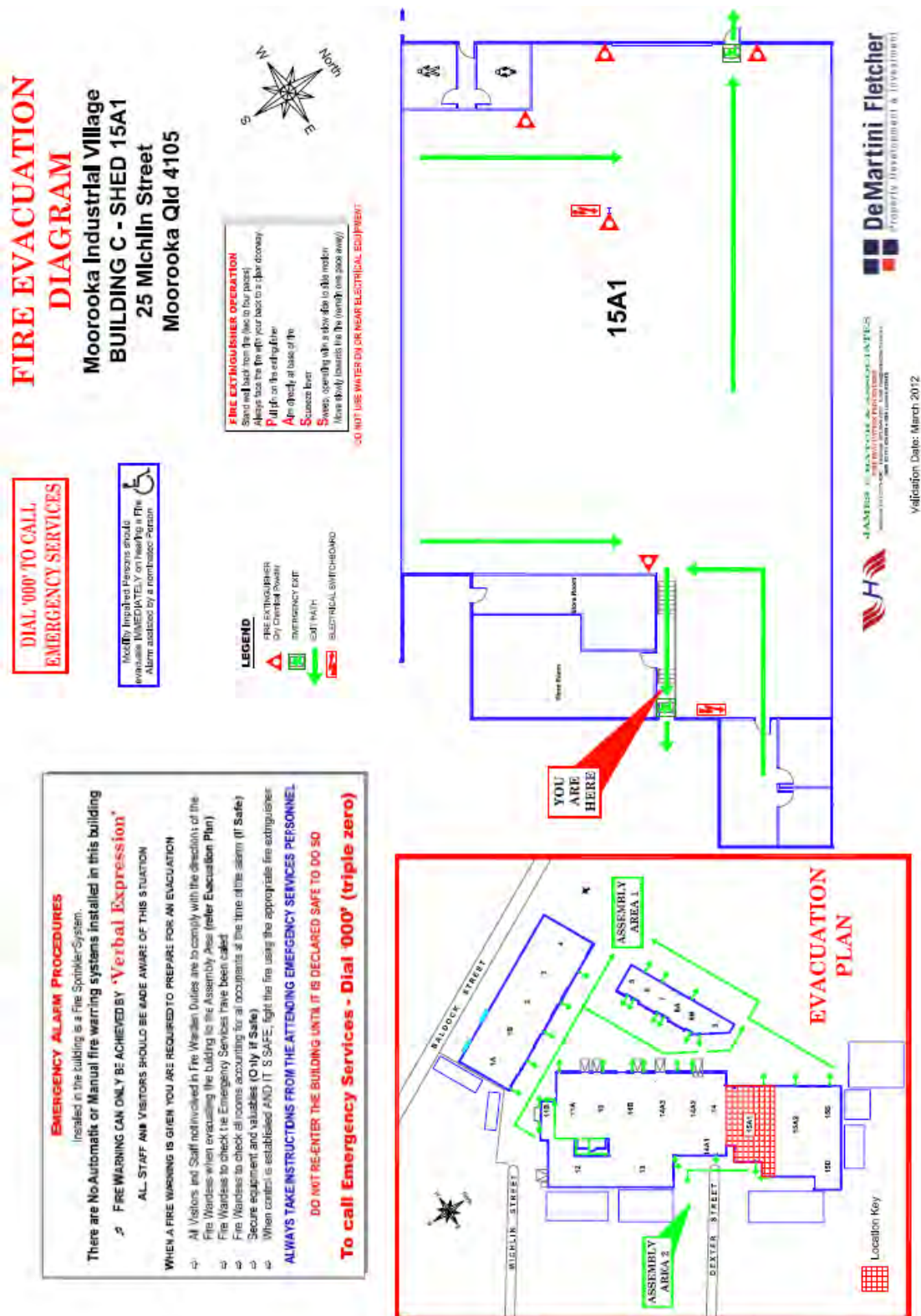
Fire Evacuation Diagrams continued



Fire Evacuation Diagrams continued



Fire Evacuation Diagrams continued



Fire Evacuation Diagrams continued

FIRE EVACUATION DIAGRAM

**Moorooka Industrial Village
BUILDING C - SHED 15A2**
25 Michlin Street
Moorooka Qld 4105



FIRE EXTINGUISHER OPERATION
Stand well back from fire (10 to 15m) and aim nozzle at base of fire.
Always have the fire with you back to a clear escapeway.
Pull pin on fire extinguisher.
Aim directly at base of fire.
Squeeze lever.
Sweep, sweeping with a slow side to side motion.
Move slowly towards the fire (stand one pace away).
DO NOT USE WATER ON OIL OR ELECTRICAL EQUIPMENT

**DIAL '000' TO CALL
EMERGENCY SERVICES**

Mobility Impaired Persons should evacuate IMMEDIATELY on hearing a Fire Alarm notified by a non-impaired Person.

EMERGENCY ALARM PROCEDURES
Installed in the building is a Fire Sprinkler-System.
There are No Automatic; or Manual fire warning systems installed in this building.

*** FIRE WARNING CAN ONLY BE ACHIEVED BY 'Verbal Expression'**
ALL STAFF AND VISITORS SHOULD BE MADE AWARE OF THIS SITUATION

WHEN A FIRE WARNING IS GIVEN YOU ARE REQUIRED TO PREPARE FOR AN EVACUATION

- 1. All Visitors and Staff not involved in Fire Warden duties are to comply with the directions of the Fire Wardens when evacuating the building to the Assembly Area (refer Evacuation Plan)
- 2. Fire Wardens to check all rooms accounting for all occupants at the time of the alarm. (If Safe)
- 3. Secure equipment and valuables (Only if Safe)
- 4. When control is established AND IT IS SAFE, fight the fire using the appropriate fire extinguisher

ALWAYS TAKE INSTRUCT ONS FROM THE ATTENDING EMERGENCY SERVICES PERSONNEL

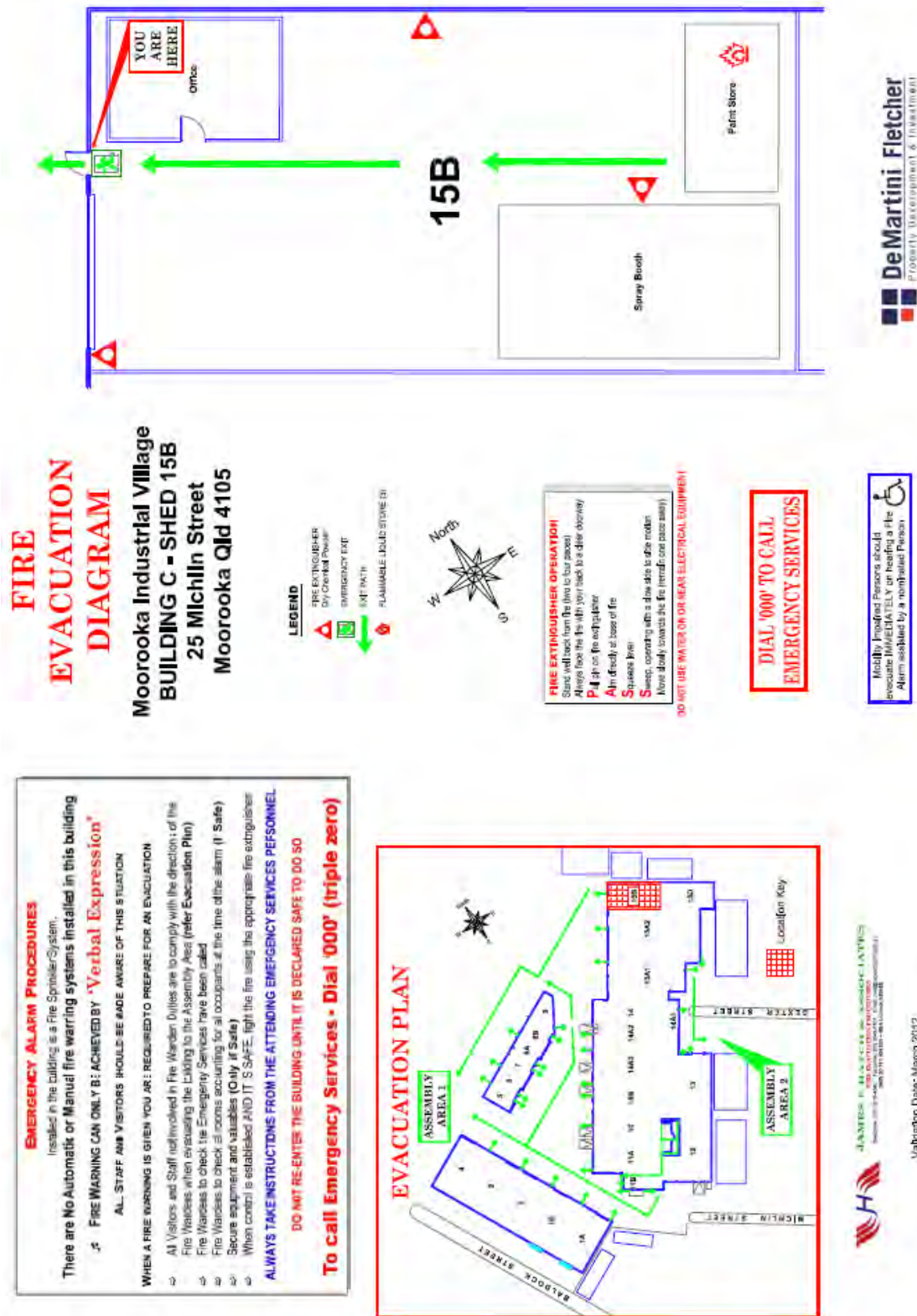
DO NOT RE-ENTER THE BUILDING UNTIL IT IS DECLARED SAFE TO DO SO

To call Emergency Services - Dial '000' (triple zero)



H JAMES & JILLIAN HARRISON
PROPERTY MANAGEMENT
1000-1001-1002-1003-1004-1005-1006-1007-1008-1009-1010-1011-1012-1013-1014-1015-1016-1017-1018-1019-1020-1021-1022-1023-1024-1025-1026-1027-1028-1029-1030-1031-1032-1033-1034-1035-1036-1037-1038-1039-1040-1041-1042-1043-1044-1045-1046-1047-1048-1049-1050-1051-1052-1053-1054-1055-1056-1057-1058-1059-1060-1061-1062-1063-1064-1065-1066-1067-1068-1069-1070-1071-1072-1073-1074-1075-1076-1077-1078-1079-1080-1081-1082-1083-1084-1085-1086-1087-1088-1089-1090-1091-1092-1093-1094-1095-1096-1097-1098-1099-1100-1101-1102-1103-1104-1105-1106-1107-1108-1109-1110-1111-1112-1113-1114-1115-1116-1117-1118-1119-1120-1121-1122-1123-1124-1125-1126-1127-1128-1129-1130-1131-1132-1133-1134-1135-1136-1137-1138-1139-1140-1141-1142-1143-1144-1145-1146-1147-1148-1149-1150-1151-1152-1153-1154-1155-1156-1157-1158-1159-1160-1161-1162-1163-1164-1165-1166-1167-1168-1169-1170-1171-1172-1173-1174-1175-1176-1177-1178-1179-1180-1181-1182-1183-1184-1185-1186-1187-1188-1189-1190-1191-1192-1193-1194-1195-1196-1197-1198-1199-1200-1201-1202-1203-1204-1205-1206-1207-1208-1209-1210-1211-1212-1213-1214-1215-1216-1217-1218-1219-1220-1221-1222-1223-1224-1225-1226-1227-1228-1229-1230-1231-1232-1233-1234-1235-1236-1237-1238-1239-1240-1241-1242-1243-1244-1245-1246-1247-1248-1249-1250-1251-1252-1253-1254-1255-1256-1257-1258-1259-1260-1261-1262-1263-1264-1265-1266-1267-1268-1269-1270-1271-1272-1273-1274-1275-1276-1277-1278-1279-1280-1281-1282-1283-1284-1285-1286-1287-1288-1289-1290-1291-1292-1293-1294-1295-1296-1297-1298-1299-1300-1301-1302-1303-1304-1305-1306-1307-1308-1309-1310-1311-1312-1313-1314-1315-1316-1317-1318-1319-1320-1321-1322-1323-1324-1325-1326-1327-1328-1329-1330-1331-1332-1333-1334-1335-1336-1337-1338-1339-1340-1341-1342-1343-1344-1345-1346-1347-1348-1349-1350-1351-1352-1353-1354-1355-1356-1357-1358-1359-1360-1361-1362-1363-1364-1365-1366-1367-1368-1369-1370-1371-1372-1373-1374-1375-1376-1377-1378-1379-1380-1381-1382-1383-1384-1385-1386-1387-1388-1389-1390-1391-1392-1393-1394-1395-1396-1397-1398-1399-1400-1401-1402-1403-1404-1405-1406-1407-1408-1409-1410-1411-1412-1413-1414-1415-1416-1417-1418-1419-1420-1421-1422-1423-1424-1425-1426-1427-1428-1429-1430-1431-1432-1433-1434-1435-1436-1437-1438-1439-1440-1441-1442-1443-1444-1445-1446-1447-1448-1449-1450-1451-1452-1453-1454-1455-1456-1457-1458-1459-1460-1461-1462-1463-1464-1465-1466-1467-1468-1469-1470-1471-1472-1473-1474-1475-1476-1477-1478-1479-1480-1481-1482-1483-1484-1485-1486-1487-1488-1489-1490-1491-1492-1493-1494-1495-1496-1497-1498-1499-1500-1501-1502-1503-1504-1505-1506-1507-1508-1509-1510-1511-1512-1513-1514-1515-1516-1517-1518-1519-1520-1521-1522-1523-1524-1525-1526-1527-1528-1529-1530-1531-1532-1533-1534-1535-1536-1537-1538-1539-1540-1541-1542-1543-1544-1545-1546-1547-1548-1549-1550-1551-1552-1553-1554-1555-1556-1557-1558-1559-1560-1561-1562-1563-1564-1565-1566-1567-1568-1569-1570-1571-1572-1573-1574-1575-1576-1577-1578-1579-1580-1581-1582-1583-1584-1585-1586-1587-1588-1589-1590-1591-1592-1593-1594-1595-1596-1597-1598-1599-1600-1601-1602-1603-1604-1605-1606-1607-1608-1609-1610-1611-1612-1613-1614-1615-1616-1617-1618-1619-1620-1621-1622-1623-1624-1625-1626-1627-1628-1629-1630-1631-1632-1633-1634-1635-1636-1637-1638-1639-1640-1641-1642-1643-1644-1645-1646-1647-1648-1649-1650-1651-1652-1653-1654-1655-1656-1657-1658-1659-1660-1661-1662-1663-1664-1665-1666-1667-1668-1669-1670-1671-1672-1673-1674-1675-1676-1677-1678-1679-1680-1681-1682-1683-1684-1685-1686-1687-1688-1689-1690-1691-1692-1693-1694-1695-1696-1697-1698-1699-1700-1701-1702-1703-1704-1705-1706-1707-1708-1709-1710-1711-1712-1713-1714-1715-1716-1717-1718-1719-1720-1721-1722-1723-1724-1725-1726-1727-1728-1729-1730-1731-1732-1733-1734-1735-1736-1737-1738-1739-1740-1741-1742-1743-1744-1745-1746-1747-1748-1749-1750-1751-1752-1753-1754-1755-1756-1757-1758-1759-1760-1761-1762-1763-1764-1765-1766-1767-1768-1769-1770-1771-1772-1773-1774-1775-1776-1777-1778-1779-1780-1781-1782-1783-1784-1785-1786-1787-1788-1789-1790-1791-1792-1793-1794-1795-1796-1797-1798-1799-1800-1801-1802-1803-1804-1805-1806-1807-1808-1809-1810-1811-1812-1813-1814-1815-1816-1817-1818-1819-1820-1821-1822-1823-1824-1825-1826-1827-1828-1829-1830-1831-1832-1833-1834-1835-1836-1837-1838-1839-1840-1841-1842-1843-1844-1845-1846-1847-1848-1849-1850-1851-1852-1853-1854-1855-1856-1857-1858-1859-1860-1861-1862-1863-1864-1865-1866-1867-1868-1869-1870-1871-1872-1873-1874-1875-1876-1877-1878-1879-1880-1881-1882-1883-1884-1885-1886-1887-1888-1889-1890-1891-1892-1893-1894-1895-1896-1897-1898-1899-1900-1901-1902-1903-1904-1905-1906-1907-1908-1909-1910-1911-1912-1913-1914-1915-1916-1917-1918-1919-1920-1921-1922-1923-1924-1925-1926-1927-1928-1929-1930-1931-1932-1933-1934-1935-1936-1937-1938-1939-1940-1941-1942-1943-1944-1945-1946-1947-1948-1949-1950-1951-1952-1953-1954-1955-1956-1957-1958-1959-1960-1961-1962-1963-1964-1965-1966-1967-1968-1969-1970-1971-1972-1973-1974-1975-1976-1977-1978-1979-1980-1981-1982-1983-1984-1985-1986-1987-1988-1989-1990-1991-1992-1993-1994-1995-1996-1997-1998-1999-2000-2001-2002-2003-2004-2005-2006-2007-2008-2009-2010-2011-2012-2013-2014-2015-2016-2017-2018-2019-2020-2021-2022-2023-2024-2025-2026-2027-2028-2029-2030-2031-2032-2033-2034-2035-2036-2037-2038-2039-2040-2041-2042-2043-2044-2045-2046-2047-2048-2049-2050-2051-2052-2053-2054-2055-2056-2057-2058-2059-2060-2061-2062-2063-2064-2065-2066-2067-2068-2069-2070-2071-2072-2073-2074-2075-2076-2077-2078-2079-2080-2081-2082-2083-2084-2085-2086-2087-2088-2089-2090-2091-2092-2093-2094-2095-2096-2097-2098-2099-2100-2101-2102-2103-2104-2105-2106-2107-2108-2109-2110-2111-2112-2113-2114-2115-2116-2117-2118-2119-2120-2121-2122-2123-2124-2125-2126-2127-2128-2129-2130-2131-2132-2133-2134-2135-2136-2137-2138-2139-2140-2141-2142-2143-2144-2145-2146-2147-2148-2149-2150-2151-2152-2153-2154-2155-2156-2157-2158-2159-2160-2161-2162-2163-2164-2165-2166-2167-2168-2169-2170-2171-2172-2173-2174-2175-2176-2177-2178-2179-2180-2181-2182-2183-2184-2185-2186-2187-2188-2189-2190-2191-2192-2193-2194-2195-2196-2197-2198-2199-2200-2201-2202-2203-2204-2205-2206-2207-2208-2209-2210-2211-2212-2213-2214-2215-2216-2217-2218-2219-2220-2221-2222-2223-2224-2225-2226-2227-2228-2229-2230-2231-2232-2233-2234-2235-2236-2237-2238-2239-2240-2241-2242-2243-2244-2245-2246-2247-2248-2249-2250-2251-2252-2253-2254-2255-2256-2257-2258-2259-2260-2261-2262-2263-2264-2265-2266-2267-2268-2269-2270-2271-2272-2273-2274-2275-2276-2277-2278-2279-2280-2281-2282-2283-2284-2285-2286-2287-2288-2289-2290-2291-2292-2293-2294-2295-2296-2297-2298-2299-2300-2301-2302-2303-2304-2305-2306-2307-2308-2309-2310-2311-2312-2313-2314-2315-2316-2317-2318-2319-2320-2321-2322-2323-2324-2325-2326-2327-2328-2329-2330-2331-2332-2333-2334-2335-2336-2337-2338-2339-2340-2341-2342-2343-2344-2345-2346-2347-2348-2349-2350-2351-2352-2353-2354-2355-2356-2357-2358-2359-2360-2361-2362-2363-2364-2365-2366-2367-2368-2369-2370-2371-2372-2373-2374-2375-2376-2377-2378-2379-2380-2381-2382-2383-2384-2385-2386-2387-2388-2389-2390-2391-2392-2393-2394-2395-2396-2397-2398-2399-2400-2401-2402-2403-2404-2405-2406-2407-2408-2409-2410-2411-2412-2413-2414-2415-2416-2417-2418-2419-2420-2421-2422-2423-2424-2425-2426-2427-2428-2429-2430-2431-2432-2433-2434-2435-2436-2437-2438-2439-2440-2441-2442-2443-2444-2445-2446-2447-2448-2449-2450-2451-2452-2453-2454-2455-2456-2457-2458-2459-2460-2461-2462-2463-2464-2465-2466-2467-2468-2469-2470-2471-2472-2473-2474-2475-2476-2477-2478-2479-2480-2481-2482-2483-2484-2485-2486-2487-2488-2489-2490-2491-2492-2493-2494-2495-2496-2497-2498-2499-2500-2501-2502-2503-2504-2505-2506-2507-2508-2509-2510-2511-2512-2513-2514-2515-2516-2517-2518-2519-2520-2521-2522-2523-2524-2525-2526-2527-2528-2529-2530-2531-2532-2533-2534-2535-2536-2537-2538-2539-2540-2541-2542-2543-2544-2545-2546-2547-2548-2549-2550-2551-2552-2553-2554-2555-2556-2557-2558-2559-2560-2561-2562-2563-2564-2565-2566-2567-2568-2569-2570-2571-2572-2573-2574-2575-2576-2577-2578-2579-2580-2581-2582-2583-2584-2585-2586-2587-2588-2589-2590-2591-2592-2593-2594-2595-2596-2597-2598-2599-2600-2601-2602-2603-2604-2605-2606-2607-2608-2609-2610-2611-2612-2613-2614-2615-2616-2617-2618-2619-2620-2621-2622-2623-2624-2625-2626-2627-2628-2629-2630-2631-2632-2633-2634-2635-2636-2637-2638-2639-2640-2641-2642-2643-2644-2645-2646-2647-2648-2649-2650-2651-2652-2653-2654-2655-2656-2657-2658-2659-2660-2661-2662-2663-2664-2665-2666-2667-2668-2669-2670-2671-2672-2673-2674-2675-2676-2677-2678-2679-2680-2681-2682-2683-2684-2685-2686-2687-2688-2689-2690-2691-2692-2693-2694-2695-2696-2697-2698-2699-2700-2701-2702-2703-2704-2705-2706-2707-2708-2709-2710-2711-2712-2713-2714-2715-2716-2717-2718-2719-2720-2721-2722-2723-2724-2725-2726-2727-2728-2729-2730-2731-2732-2733-2734-2735-2736-2737-2738-2739-2740-2741-2742-2743-2744-2745-2746-2747-2748-2749-2750-2751-2752-2753-2754-2755-2756-2757-2758-2759-2760-2761-2762-2763-2764-2765-2766-2767-2768-2769-2770-2771-2772-2773-2774-2775-2776-2777-2778-2779-2780-2781-2782-2783-2784-2785-2786-2787-2788-2789-2790-2791-2792-2793-2794-2795-2796-2797-2798-2799-2800-2801-2802-2803-2804-2805-2806-2807-2808-2809-2810-2811-2812-2813-2814-2815-2816-2817-2818-2819-2820-2821-2822-2823-2824-2825-2826-2827-2828-2829-2830-2831-2832-2833-2834-2835-2836-2837-2838-2839-2840-2841-2842-2843-2844-2845-2846-2847-2848-2849-2850-2851-2852-2853-2854-2855-2856-2857-2858-2859-2860-2861-2862-2863-2864-2865-2866-2867-2868-2869-2870-2871-2872-2873-2874-2875-2876-2877-2878-2879-2880-2881-2882-2883-2884-2885-2886-2887-2888-2889-2890-2891-2892-2893-2894-2895-2896-2897-2898-2899-2900-2901-2902-2903-2904-2905-2906-2907-2908-2909-2910-2911-2912-2913-2914-2915-2916-2917-2918-2919-2920-2921-2922-2923-2924-2925-2926-2927-2928-2929-2930-2931-2932-2933-2934-2935-2936-2937-2938-2939-2940-2941-2942-2943-2944-2945-2946-2947-2948-2949-2950-2951-2952-2953-2954-2955-2956-2957-2958-2959-2960-2961-2962-2963-2964-2965-2966-2967-2968-2969-2970-2971-2972-2973-2974-2975-2976-2977-2978-2979-2980-2981-2982-2983-2984-2985-2986-2987-2988-2989-2990-2991-2992-2993-2994-2995-2996-2997-2998-2999-3000-3001-3002-3003-3004-3005-3006-3007-3008-3009-3010-3011-3012-3013-3014-3015-3016-3017-3018-3019-3020-3021-3022-3023-3024-3025-3026-3027-3028-3029-3030-3031-3032-3033-3034-3035-3036-3037-3038-3039-3040-3041-3042-3043-3044-3045-3046-3047-3048-3049-3050-3051-3052-3053-3054-3055-3056-3057-3058-3059-3060-3061-3062-3063-3064-3065-3066-3067-3068-3069-3070-3071-3072-3073-3074-3075-3076-3077-3078-3079-3080-3081-3082-3083-3084-3085-3086-3087-3088-3089-3090-3091-3092-3093-3094-3095-3096-3097-3098-3099-3100-3101-3102-3103-3104-3105-3106-3107-3108-3109-3110-3111-3112-3113-3114-3115-3116-3117-3118-3119-3120-3121-3122-3123-3124-3125-3126-3127-3128-3129-3130-3131-3132-3133-3134-3135-3136-3137-3138-3139-3140-3141-3142-3143-3144-3145-3146-3147-3148-3149-3150-3151-3152-3153-3154-3155-3156-3157-3158-3159-3160-3161-3162-3163-3164-3165-3166-3167-3168-3169-3170-3171-3172-3173-3174-3175-3176-3177-3178-3179-3180-3181-3182-3183-3184-3185-3186-3187-3188-3189-3190-3191-3192-3193-3194-3195-3196-3197-3198-3199-3200-3201-3202-3203-3204-3205-3206-3207-3208-3209-3210-3211-3212-3213-3214-3215-3216-3217-3218-3219-3220-3221-3222-3223-3224-3225-3226-3227-3228-3229-3230-3231-3232-3233-3234-32

Fire Evacuation Diagrams continued



Fire Evacuation Diagrams continued

FIRE EVACUATION DIAGRAM

**Moorooka Industrial Village
BUILDING C - SHED 15D
24 Dexter Street
Moorooka Qld 4105**

**DIAL '000' TO CALL
EMERGENCY SERVICES**

Mobility Impaired Persons should
evacuate IMMEDIATELY on hearing a Fire
Alarm initiated by a notified Person

FIRE EXTINGUISHER OPERATION
Stand 1m back from the fire in full view.
Aim at the base of the fire.
Squeeze the handle.
Move slowly towards the fire (vent and place away).
DO NOT USE WATER ON OR NEAR ELECTRICAL EQUIPMENT

EMERGENCY ALARM PROCEDURES
Installed in the building is a Fire Sprinkler System.

There are No Automatic or Manual fire warning systems installed in this building

FIRE WARNING CAN ONLY BE ACHIEVED BY 'Verbal Expression'

ALL STAFF AND VISITORS SHOULD BE MADE AWARE OF THIS SITUATION

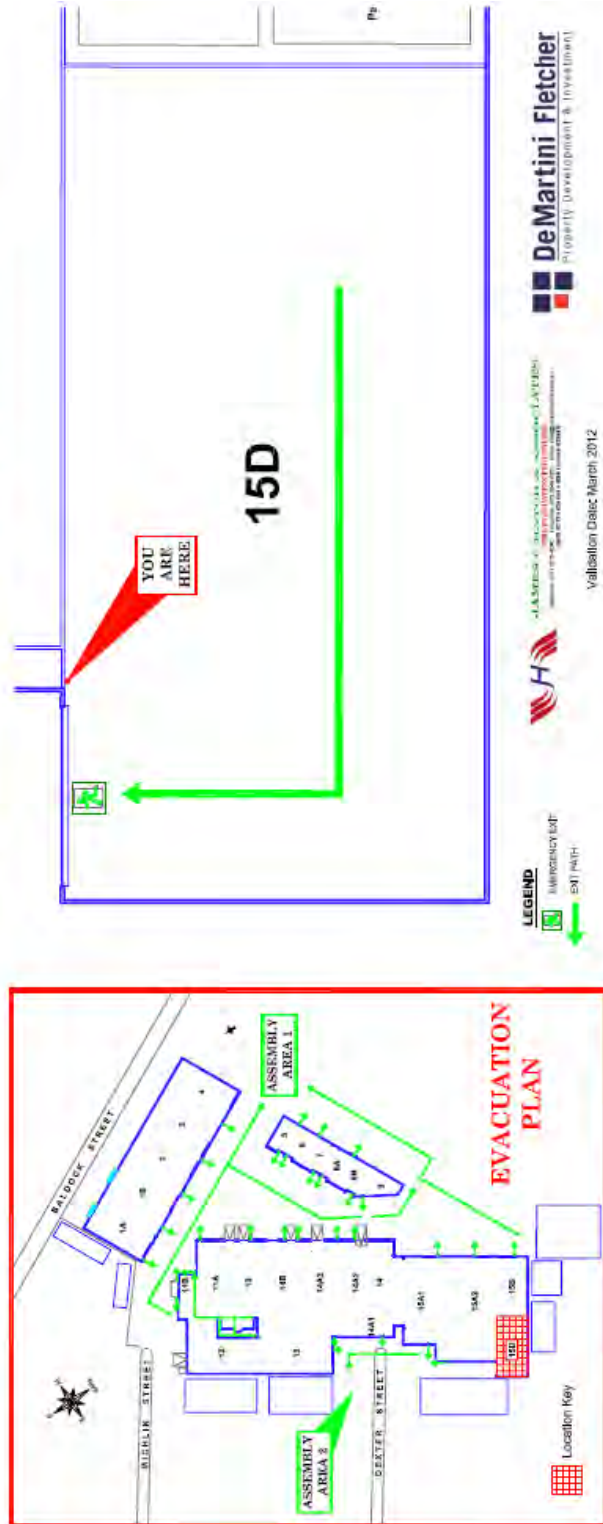
WHEN A FIRE WARNING IS GIVEN YOU ARE REQUIRED TO PREPARE FOR AN EVACUATION

- All Visitors and Staff not involved in Fire Warden Duties are to comply with the directions of the Fire Wardens when evacuating the building to the Assembly Area (refer Evacuation Plan)
- Fire Wardens to check the Emergency Services have been called
- Fire Wardens to check all rooms accounting for all occupants at the time of the alarm (If Safe)
- Secure equipment and valuables (Only if Safe)
- When control is established AND IT IS SAFE, fight the fire using the appropriate fire extinguisher

ALWAYS TAKE INSTRUCTIONS FROM THE ATTENDING EMERGENCY SERVICES PERSONNEL

DO NOT RE-ENTER THE BUILDING UNTIL IT IS DECLARED SAFE TO DO SO

To call Emergency Services - Dial '000' (triple zero)



Fire Evacuation Training Records

Attached

Schedule 2 – Occupier's statement¹

Name of building and address:	Moorooka Industrial Village 25 Michlin Street Moorooka, Qld 4105		
Prescribed fire safety installation ²	Nominated Australian Standard or relevant maintenance requirements ³	Was a <i>critical defect notice</i> ⁴ issued during the period covered by this statement (Yes/No)	Date of rectification of <i>critical defect</i> ⁴
Fire Sprinklers	AS 1851		
Fire Extinguishers	AS 1851		
Fire Hose Reels	AS 1851		
Fire Hydrants	AS 1851		
Emergency Lighting	AS 2293		
Exit Signs	AS 2293		

Ias an authorised person on behalf of **Moorooka Industrial Village** declare the above listed *prescribed fire safety installations* have been *maintained* during the period covered by this statement in accordance with this code and as specified,

Sign: _____ Date: ____/____/____

1. This yearly statement must be kept with the building's *maintenance records* in accordance with A2(c) and be produced on demand by local government officers and authorised officers of the Queensland Fire and Rescue Service.
2. Note: delete *prescribed fire safety installations* that are not installed in/for the building.
3. For example, in accordance with manufacturer's instruction manual date day/month/year or in accordance with the building's *certificate of classification*.
4. Copies of *critical defect notices* issued and proof of rectification within the period of this statement must be attached.
5. This is also known as sound systems and intercommunication systems for emergency purposes.
6. Includes additional *fire safety installations* or conditions that are *required* under the building's *alternative solution* of the *Building Act 1975* or *BCA* clauses E1.10 and E2.3.
7. If the owner is signing or the *occupier* is not employed by a body corporate the 'name of organisation' section does not need to be completed.